UCP
Cylindrical bore (with set screws)
d 12 ~ (45) mm

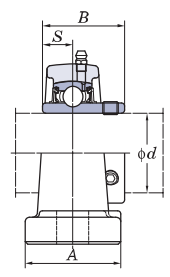

UCP2

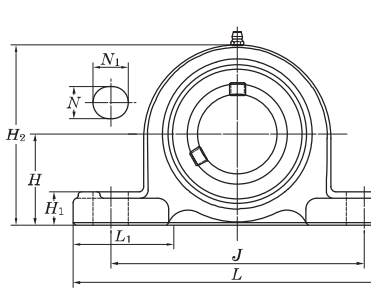

UCPX, 3

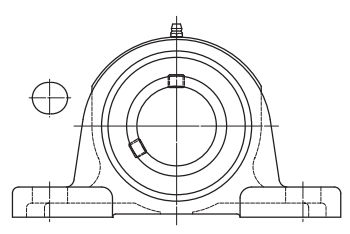

With Pressed Steel Cover

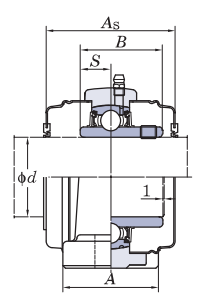

With Cast Iron Cover

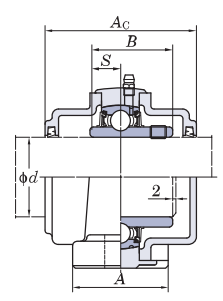

Variations of tolerance of distance from mounting bottom to center of spherical bore (Δ_{Hs})

Unit: mm

Housing No.			Δ_{Hs}
P203~P210	PX05~PX10	P305~P310	±0.15
P211~P218	PX11~PX18	P311~P318	±0.2
	PX20	P319~P328	±0.3

Forms and dimensions of H_{2c} of P204JE3 and P205JE3 (housing with cast iron cover) are shown below.

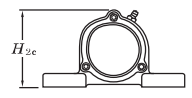

P204JE3 H_{2c} = 70 mm
P205JE3 H_{2c} = 77 mm

Shaft Dia. d mm	Shaft Dia. d inch	H	L	A	J	N	N_1	H_1	H_2	L_1	B	S	Bolt Size inch / mm	Standard Unit No.	Standard Housing No.	Standard Bearing No.	Mass kg	Basic Load Ratings kN C_r	C_{0r}	Factor f_0	With Pressed Steel Cover Open Type	With Pressed Steel Cover One Side Closed Type	Dimension A_s mm	Dimension A_s inch	Mass kg	With Cast Iron Cover Open Type	With Cast Iron Cover One Side Closed Type	Dimension A_c mm	Dimension A_c inch	Mass kg
12														UCP201		UC201	0.63				UCP201C	UCP201CD	45	1 25/32	0.63	–	–	–	–	–
	1/2	1 3/16	5	1 1/2	3 3/4	1/2	23/32	5/8	2 3/8	1 13/32	1.220	0.500	3/8	UCP201-8		UC201-8	0.63				–	–	–	–	–	–	–	–	–	–
15		30.2	127	38	95	13	18	16	60	36	31	12.7	M10	UCP202	P203	UC202	0.61	12.8	6.65	13.2	UCP202C	UCP202CD	45	1 25/32	0.61	–	–	–	–	–
	5/8													UCP202-10		UC202-10	0.61				–	–	–	–	–	–	–	–	–	–
17														UCP203		UC203	0.60				UCP203C	UCP203CD	45	1 25/32	0.60	–	–	–	–	–
	3/4	1 5/16	5	1 1/2	3 3/4	1/2	23/32	5/8	2 9/16	1 13/32	1.220	0.500	3/8	UCP204-12	P204	UC204-12	0.66	12.8	6.65	13.2	–	–	–	–	–	–	–	–	–	–
20		33.3	127	38	95	13	18	16	65	36	31	12.7	M10	UCP204		UC204	0.66				UCP204C	UCP204CD	45	1 25/32	0.66	UCP204FC	UCP204FCD	62	2 7/16	0.96
	7/8													UCP205-14		UC205-14	0.80				–	–	–	–	–	–	–	–	–	–
	15/16	1 7/16	5 1/2	1 1/2	4 1/8	1/2	23/32	5/8	2 3/4	1 1/2	1.343	0.563	3/8	UCP205-15		UC205-15	0.80				–	–	–	–	–	–	–	–	–	–
		36.5	140	38	105	13	18	16	70	38	34.1	14.3	M10	UCP205	P205	UC205	0.80	14.0	7.85	13.9	UCP205C	UCP205CD	49	1 15/16	0.80	UCP205FC	UCP205FCD	66	2 19/32	1.2
25	1													UCP205-16		UC205-16	0.80				–	–	–	–	–	–	–	–	–	–
		1 3/4	6 1/4	2	4 11/16	21/32	31/32	5/8	3 3/8	1 27/32	1.500	0.626	1/2	UCPX05	PX05	UCX05	1.5	19.5	11.3	13.9	UCPX05C	UCPX05CD	53	2 3/32	1.5	–	–	–	–	–
	1	44.4	159	51	119	17	25	16	86	47	38.1	15.9	M14	UCPX05-16		UCX05-16	1.5				–	–	–	–	–	–	–	–	–	–
		1 49/64	6 7/8	1 3/4	5 3/16	21/32	25/32	5/8	3 11/32	2 5/32	1.496	0.591	1/2	UCP305	P305	UC305	1.7	21.2	10.9	12.6	–	–	–	–	–	UCP305C	UCP305CD	76	3	2.3
	1	45	175	45	132	17	20	16	85	55	38	15	M14	UCP305-16		UC305-16	1.7				–	–	–	–	–	–	–	–	–	–
	1 1/8													UCP206-18		UC206-18	1.3				–	–	–	–	–	–	–	–	–	–
		1 11/16	6 1/2	1 7/8	4 3/4	21/32	13/16	21/32	3 5/16	1 7/8	1.500	0.626	1/2	UCP206	P206	UC206	1.3	19.5	11.3	13.9	UCP206C	UCP206CD	53	2 3/32	1.3	UCP206FC	UCP206FCD	70	2 3/4	1.8
	1 3/16	42.9	165	48	121	17	21	17	84	48	38.1	15.9	M14	UCP206-19		UC206-19	1.3				–	–	–	–	–	–	–	–	–	–
	1 1/4													UCP206-20		UC206-20	1.3				–	–	–	–	–	–	–	–	–	–
30		1 7/8	6 7/8	2 1/4	5	21/32	31/32	21/32	3 21/32	2 5/32	1.689	0.689	1/2	UCPX06		UCX06	2.1				UCPX06C	UCPX06CD	60	2 3/8	2.1	–	–	–	–	–
	1 3/16	47.6	175	57	127	17	25	17	93	55	42.9	17.5	M14	UCPX06-19	PX06	UCX06-19	2.1	25.7	15.4	13.9	–	–	–	–	–	–	–	–	–	–
	1 1/4													UCPX06-20		UCX06-20	2.1				–	–	–	–	–	–	–	–	–	–
	–	1 31/32	7 3/32	1 31/32	5 1/2	21/32	25/32	21/32	3 3/4	2 3/32	1.693	0.669	1/2	UCP306	P306	UC306	2.2	26.7	15.0	13.3	–	–	–	–	–	UCP306C	UCP306CD	82	3 7/32	2.8
		50	180	50	140	17	20	17	95	53	43	17	M14																	
	1 1/4													UCP207-20		UC207-20	1.6				–	–	–	–	–	–	–	–	–	–
	1 5/16	1 7/8	6 9/16	1 7/8	5	21/32	13/16	23/32	3 3/4	1 27/32	1.689	0.689	1/2	UCP207-21		UC207-21	1.6				–	–	–	–	–	–	–	–	–	–
	1 3/8	47.6	167	48	127	17	21	18	95	47	42.9	17.5	M14	UCP207-22	P207	UC207-22	1.6	25.7	15.4	13.9	–	–	–	–	–	–	–	–	–	–
														UCP207		UC207	1.6				UCP207C	UCP207CD	60	2 3/8	1.6	UCP207FC	UCP207FCD	78	3 1/16	2.3
35	1 7/16													UCP207-23		UC207-23	1.6				–	–	–	–	–	–	–	–	–	–
	1 3/8	2 1/8	8	2 1/4	5 21/32	21/32	1 3/16	3/4	4 1/8	2 17/32	1.937	0.748	1/2	UCPX07-22		UCX07-22	2.7				–	–	–	–	–	–	–	–	–	–
		54	203	57	144	17	30	19	105	64	49.2	19	M14	UCPX07	PX07	UCX07	2.7	29.1	17.8	14.0	UCPX07C	UCPX07CD	69	2 23/32	2.7	–	–	–	–	–
	1 7/16													UCPX07-23		UCX07-23	2.7				–	–	–	–	–	–	–	–	–	–
	–	2 13/64	8 9/32	2 7/32	6 5/16	21/32	31/32	3/4	4 7/32	2 9/16	1.890	0.748	1/2	UCP307	P307	UC307	3.0	33.4	19.3	13.2	–	–	–	–	–	UCP307C	UCP307CD	88	3 15/32	3.8
		56	210	56	160	17	25	19	107	65	48	19	M14																	
	1 1/2	1 15/16	7 1/4	2 1/8	5 13/32	21/32	13/16	23/32	3 27/32	2 3/32	1.937	0.748	1/2	UCP208-24		UC208-24	2.0				–	–	–	–	–	–	–	–	–	–
	1 9/16	49.2	184	54	137	17	21	18	98	53	49.2	19	M14	UCP208-25	P208	UC208-25	2.0	29.1	17.8	14.0	–	–	–	–	–	–	–	–	–	–
														UCP208		UC208	2.0				UCP208C	UCP208CD	69	2 23/32	2.0	UCP208FC	UCP208FCD	86	3 3/8	2.8
40	1 1/2	2 5/16	8 3/4	2 5/8	6 5/32	25/32	1 1/4	13/16	4 1/2	2 25/32	1.937	0.748	5/8	UCPX08-24	PX08	UCX08-24	3.5	34.1	21.3	14.0	–	–	–	–	–	–	–	–	–	–
		58.7	222	67	156	20	32	21	114	71	49.2	19	M16	UCPX08		UCX08	3.5				UCPX08C	UCPX08CD	69	2 23/32	3.5	–	–	–	–	–
	1 1/2	2 23/64	8 21/32	2 3/8	6 11/16	21/32	1 1/16	3/4	4 21/32	2 9/16	2.047	0.748	1/2	UCP308-24	P308	UC308-24	3.8	40.7	24.0	13.2	–	–	–	–	–	–	–	–	–	–
		60	220	60	170	17	27	19	118	65	52	19	M14	UCP308		UC308	3.8				–	–	–	–	–	UCP308C	UCP308CD	96	3 25/32	4.8
	1 5/8													UCP209-26		UC209-26	2.2				–	–	–	–	–	–	–	–	–	–
	1 11/16	2 1/8	7 15/32	2 1/8	5 3/4	21/32	13/16	25/32	4 3/16	2 5/32	1.937	0.748	1/2	UCP209-27	P209	UC209-27	2.2	34.1	21.3	14.0	–	–	–	–	–	–	–	–	–	–
	1 3/4	54	190	54	146	17	21	20	106	55	49.2	19	M14	UCP209-28		UC209-28	2.2				–	–	–	–	–	–	–	–	–	–
45														UCP209		UC209	2.2				UCP209C	UCP209CD	69	2 23/32	2.2	UCP209FC	UCP209FCD	88	3 15/32	3.0
	1 11/16	2 5/16	8 3/4	2 5/8	6 5/32	25/32	1 5/16	13/16	4 9/16	2 25/32	2.031	0.748	5/8	UCPX09-27		UCX09-27	3.7				–	–	–	–	–	–	–	–	–	–
	1 3/4	58.7	222	67	156	20	33	21	116	71	51.6	19	M16	UCPX09-28	PX09	UCX09-28	3.7	35.1	23.3	14.4	–	–	–	–	–	–	–	–	–	–
														UCPX09		UCX09	3.7				UCPX09C	UCPX09CD	74	2 29/32	3.7	–	–	–	–	–

Remarks
1. In Part No. of unit and units with covers, fitting codes follow bore diameter numbers. (See **Table 10.5** in P.62.)
2. Part No. of applicable grease fittings are shown below.
   A-1/4-28UNF .... 201~210, X05~X09, 305~308
   A-R1/8 .... 211~218, X10~X20, 309~328
3. As for the triple seal type product (from 201 to 205 are the double seal type products), suffix code L3 (or L2) follows the Part No. of unit or bearing. (Example of Part No. : UCP206JL3, UC206L3)
4. For the dimensions and forms of applicable bearings, see the dimensional tables of ball bearing for unit.
5. Representative examples of the forms of housing are indicated.
6. Housings of nodular graphite cast iron are also available.

UCP
Cylindrical bore (with set screws)
d (45) ~ (75) mm

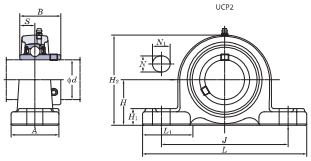

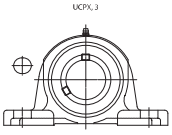

With Pressed Steel Cover

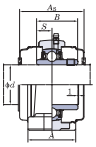

With Cast Iron Cover

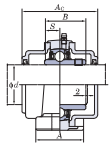

Variations of tolerance of distance from mounting bottom to center of spherical bore (Δ_{H_0})

Unit: mm

Housing No.			Δ_{H_0}
P203~P210	PX05~PX10	P305~P310	±0.15
P211~P218	PX11~PX18	P311~P318	±0.2
PX20		P319~P328	±0.3

Forms and dimensions of H_{52} of P204UE3 and P205UE3 (housing with cast iron cover) are shown below.

P204UE3 H_{52} = 70 mm
P205UE3 H_{52} = 77 mm

Shaft Dia. d mm	Shaft Dia. d inch	Dimensions mm: H	L	A	J	N	N_1	H_1	H_2	L_1	B	S	Bolt Size inch / mm	Standard Unit No.	Housing No.	Bearing No.	Mass kg	Basic Load Ratings kN C_r	C_{0r}	Factor f_0	With Pressed Steel Cover Unit No. Open Type	One Side Closed Type	Dimension mm / inch A_R	Mass kg	With Cast Iron Cover Unit No. Open Type	One Side Closed Type	Dimension mm / inch A_C	Mass kg
45	1 3/4	2 41/64	9 21/32	2 3/8	7 15/32	25/32	1 3/16	13/16	5 9/16	2 15/16	2.244	0.866	5/8	UCP309-28	P309	UC309-28	4.9	48.9	29.5	13.3	–	–	– –	–	–	–	– –	–
		67	245	67	190	20	30	21	132	75	57	22	M16	UCP309		UC309	4.9				–	–	– –	–	UCP309C	UCP309CD	102 4 1/32	6.2
50	1 7/8													UCP210-30	P210	UC210-30	2.9	35.1	23.3	14.4	–	–	– –	–	–	–	– –	–
	1 15/16	2 1/4	8 1/8	2 3/8	6 1/4	25/32	7/8	13/16	4 7/16	2 3/8	2.031	0.748	5/8	UCP210-31		UC210-31	2.9				–	–	– –	–	–	–	– –	–
		57.2	206	60	159	20	22	21	113	60	51.6	19	M16	UCP210		UC210	2.9				UCP210C	UCP210CD	74 2 29/32	2.9	UCP210FC	UCP210FCD	97 3 13/16	3.9
	2													UCP210-32		UC210-32	2.9				–	–	– –	–	–	–	– –	–
	1 15/16													UCPX10-31	PX10	UCX10-31	4.6	43.4	29.4	14.4	–	–	– –	–	–	–	– –	–
		2 1/2	9 1/2	2 7/8	6 21/32	25/32	1 13/32	7/8	4 31/32	3	2.189	0.874	5/8	UCPX10		UCX10	4.6				UCPX10C	UCPX10CD	76 3	4.6	–	–	– –	–
	2	63.5	241	73	171	20	36	22	126	76	55.6	22.2	M16	UCPX10-32		UCX10-32	4.6				–	–	– –	–	–	–	– –	–
	–	2 41/64	10 13/16	2 15/16	8 11/32	25/32	1 3/8	13/16	5 13/16	3 15/32	2.402	0.866	5/8	UCP310	P310	UC310	6.6	62.0	38.3	13.2	–	–	– –	–	UCP310C	UCP310CD	110 4 11/32	8.2
55	2													UCP211-32	P211	UC211-32	3.6	43.4	29.4	14.4	–	–	– –	–	–	–	– –	–
	2 1/8	2 1/2	8 7/8	2 3/8	6 21/32	25/32	7/8	29/32	4 29/32	2 9/16	2.189	0.874	5/8	UCP211-34		UC211-34	3.6				–	–	– –	–	–	–	– –	–
		63.5	219	60	171	20	22	23	125	65	55.6	22.2	M16	UCP211		UC211	3.6				UCP211C	UCP211CD	76 3	3.6	UCP211FC	UCP211FCD	99 3 29/32	4.8
	2 1/16													UCP211-35		UC211-35	3.6				–	–	– –	–	–	–	– –	–
	2 3/16	2 1/4	10 1/4	3 1/8	7 1/4	31/32	1 13/32	1 3/32	5 13/32	3 9/32	2.563	1.000	3/4	UCPX11	PX11	UCX11	6.5	52.4	36.2	14.4	UCPX11C	UCPX11CD	89 3 1/2	6.5	–	–	– –	–
		69.8	260	79	184	25	36	28	139	83	65.1	25.4	M20	UCPX11-35		UCX11-35	6.5				–	–	– –	–	–	–	– –	–
	2 1/4													UCPX11-36		UCX11-36	6.5				–	–	– –	–	–	–	– –	–
	2													UCP311-32	P311	UC311-32	7.9	71.6	45.0	13.2	–	–	– –	–	–	–	– –	–
		3 5/32	12 7/32	3 5/32	9 5/32	25/32	1 1/2	1 1/16	6 7/32	3 17/32	2.598	0.984	5/8	UCP311		UC311	7.9				–	–	– –	–	UCP311C	UCP311CD	114 4 1/2	9.7
	2 5/16	80	310	80	236	20	38	27	158	90	66	25	M16	UCP311-35		UC311-35	7.9				–	–	– –	–	–	–	– –	–
60	2 1/4													UCP212-36	P212	UC212-36	4.9	52.4	36.2	14.4	–	–	– –	–	–	–	– –	–
		2 3/4	9 1/2	2 3/4	7 1/4	25/32	31/32	31/32	5 7/16	2 7/8	2.563	1.000	5/8	UCP212		UC212	4.9				UCP212C	UCP212CD	89 3 1/2	4.9	UCP212FC	UCP212FCD	114 4 1/2	6.4
	2 3/8	69.8	241	70	184	20	25	25	138	73	65.1	25.4	M16	UCP212-38		UC212-38	4.9				–	–	– –	–	–	–	– –	–
	2 7/16													UCP212-39		UC212-39	4.9				–	–	– –	–	–	–	– –	–
	3	11 3/4	3 1/4	8	31/32	1 9/16	1 3/32	5 31/32	3 15/32	2.563	1.000	3/4	UCPX12	PX12	UCX12	7.7	57.2	40.1	14.4	UCPX12C	UCPX12CD	89 3 1/2	7.7	–	–	– –	–
	2 7/16	76.2	286	83	203	25	40	28	152	88	65.1	25.4	M20	UCPX12-39		UCX12-39	7.7				–	–	– –	–	–	–	– –	–
	3 11/32	13	3 11/32	9 27/32	31/32	1 1/2	1 3/32	6 9/16	4 1/16	2.795	1.024	3/4	UCP312	P312	UC312	9.5	81.9	52.2	13.2	–	–	– –	–	UCP312C	UCP312CD	124 4 7/8	11.8
	2 7/16	85	330	85	250	25	38	29	167	103	71	26	M20	UCP312-39		UC312-39	9.5				–	–	– –	–	–	–	– –	–
65	2 1/2	3	10 7/16	2 1/4	8	31/32	1 9/16	1 7/16	5 29/32	3 1/16	2.563	1.000	3/4	UCP213-40	P213	UC213-40	5.9	57.2	40.1	14.4	–	–	– –	–	–	–	– –	–
		76.2	265	70	203	25	30	27	150	78	65.1	25.4	M20	UCP213		UC213	5.9				UCP213C	UCP213CD	89 3 1/2	5.9	UCP213FC	UCP213FCD	114 4 1/2	7.6
	2 1/2	3	11 7/16	3 1/4	8	31/32	1 9/16	1 9/32	6 9/32	3 15/32	2.937	1.189	3/4	UCPX13-40	PX13	UCX13-40	8.1	62.2	44.1	14.5	–	–	– –	–	–	–	– –	–
		76.2	286	83	203	25	40	28	155	88	74.6	30.2	M20	UCPX13		UCX13	8.1				UCPX13C	UCPX13CD	99 3 29/32	8.1	–	–	– –	–
	2 1/2	3 35/64	13 3/8	3 17/32	10 1/4	31/32	1 1/2	1 1/4	6 15/16	4 11/32	2.953	1.181	3/4	UCP313-40	P313	UC313-40	10.7	92.7	59.9	13.2	–	–	– –	–	–	–	– –	–
		90	340	90	260	25	38	32	176	110	75	30	M20	UCP313		UC313	10.7				–	–	– –	–	UCP313C	UCP313CD	122 4 13/16	12.8
70	2 3/4	3 1/8	10 15/32	2 27/32	8 9/32	31/32	1 3/16	1 1/16	6 3/16	2 15/16	2.937	1.189	3/4	UCP214-44	P214	UC214-44	6.8	62.2	44.1	14.5	–	–	– –	–	–	–	– –	–
		79.4	266	72	210	25	30	27	157	75	74.6	30.2	M20	UCP214		UC214	6.8				UCP214C	UCP214CD	99 3 29/32	6.8	UCP214FC	UCP214FCD	124 4 7/8	8.7
	2 3/4	3 1/2	13	3 1/2	9	1 1/16	1 31/32	1 1/4	6 21/32	3 27/32	3.063	1.331	7/8	UCPX14-44	PX14	UCX14-44	10.2	67.4	48.3	14.5	–	–	– –	–	–	–	– –	–
		88.9	330	89	229	27	50	32	171	98	77.8	33.3	M22	UCPX14		UCX14	10.2				UCPX14C	UCPX14CD	99 3 29/32	10.2	–	–	– –	–
	2 3/4	3 17/64	14 7/16	3 17/32	11 7/32	1 1/16	1 9/16	1 1/8	7 9/16	4 11/32	3.071	1.299	7/8	UCP314-44	P314	UC314-44	12.4	104	68.2	13.2	–	–	– –	–	–	–	– –	–
		95	360	90	280	27	40	35	186	110	78	33	M22	UCP314		UC314	12.4				–	–	– –	–	UCP314C	UCP314CD	124 4 7/8	14.7
75	2 15/16													UCP215-47	P215	UC215-47	7.4	67.4	48.3	14.5	–	–	– –	–	–	–	– –	–
		3 1/4	10 15/16	2 29/32	8 17/32	31/32	1 3/16	1 31/32	6 7/8	3 7/16	3.063	1.311	3/4	UCP215		UC215	7.4				UCP215C	UCP215CD	99 3 29/32	7.4	UCP215FC	UCP215FCD	124 4 7/8	9.3
	3	82.6	275	74	217	25	30	28	162	78	77.8	33.3	M20	UCP215-48		UC215-48	7.4				–	–	– –	–	–	–	– –	–
	2 15/16													UCPX15-47	PX15	UCX15-47	10.8	72.7	53.0	14.6	–	–	– –	–	–	–	– –	–
		3 1/2	13	3 1/2	9	1 1/16	1 31/32	1 1/4	6 7/8	3 29/32	3.252	1.311	7/8	UCPX15		UCX15	10.8				UCPX15C	UCPX15CD	109 4 9/32	10.8	–	–	– –	–
	3	88.9	330	89	229	27	50	32	175	99	82.6	33.3	M22	UCPX15-48		UCX15-48	10.8				–	–	– –	–	–	–	– –	–

Remarks
1. In Part No. of unit and units with covers, fitting codes follow bore diameter numbers. (See **Table 10.5** in P.62.)
2. Part No. of applicable grease fittings are shown below.
   A-1/4-28UNF ..... 201~210, X05~X09, 305~308
   A-R1/8 ..... 211~218, X10~X20, 309~328
3. As for the triple seal type product (from 201 to 205 are the double seal type products), suffix code L3 (or L2) follows the Part No. of unit or bearing. (Example of Part No.: UCP206L3, UC206L3)
4. For the dimensions and forms of applicable bearings, see the dimensional tables of ball bearing for unit.
5. Representative examples of the forms of housing are indicated.
6. Housings of nodular graphite cast iron are also available.

UCP
Cylindrical bore (with set screws)
d (75) ~ 140 mm

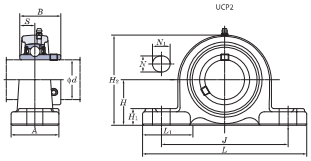

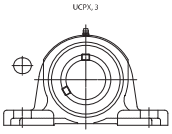

With Pressed Steel Cover

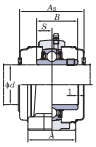

With Cast Iron Cover

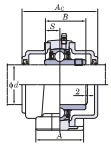

Variations of tolerance of distance from mounting bottom to center of spherical bore (Δ_{H_0})

Unit: mm

Housing No.			Δ_{H_0}
P203~P210	PX05~PX10	P305~P310	±0.15
P211~P218	PX11~PX18	P311~P318	±0.2
	PX20	P319~P328	±0.3

Forms and dimensions of H_{10} of P204UE3 and P205UE3 (housing with cast iron cover) are shown below.

P204UE3 H_{10} = 70 mm
P205UE3 H_{10} = 77 mm

Shaft Dia. mm / inch d		Dimensions inch / mm H	L	A	J	N	N_1	H_1	H_2	L_1	B	S	Bolt Size inch / mm	Standard Unit No.	Housing No.	Bearing No.	Mass kg	Basic Load Ratings kN C_r	C_{0r}	Factor f_0	With Pressed Steel Cover Unit No. Open Type	One Side Closed Type	Dimension mm / inch A_x		Mass kg	With Cast Iron Cover Unit No. Open Type	One Side Closed Type	Dimension mm / inch A_z		Mass kg
75	2 15/16	3 15/16	14 31/32	3 15/16	11 13/32	1 1/16	1 9/16	1 3/8	7 25/32	4 7/32	3.228	1.260	7/8	UCP315-47	P315	UC315-47	14.8	113	77.2	13.2	–	–	–	–	–	–	–	–	–	–
		100	380	100	290	27	40	35	198	107	82	32	M22	UCP315		UC315	14.8				–	–	–	–	–	UCP315C	UCP315CD	134	5 31/32	17.3
	3													UCP315-48		UC315-48	14.8				–	–	–	–	–	–	–	–	–	–
80	3 1/8	3 1/2	11 1/2	3 1/16	9 7/8	31/32	1 3/8	1 3/16	6 27/32	3 9/32	3.252	1.311	3/4	UCP216-50	P216	UC216-50	9.0	72.7	53.0	14.6	–	–	–	–	–	–	–	–	–	–
		88.9	292	78	232	25	35	30	174	83	82.6	33.3	M20	UCP216		UC216	9.0				UCP216C	UCP216CD	109	4 9/32	9.0	UCP216FC	UCP216FCD	138	5 7/16	11.4
	–	4	15	4	11 7/8	1 1/16	2 9/32	1 11/32	7 11/16	4 9/16	3.374	1.343	7/8	UCPX16	PX16	UCX16	15.3	84.0	61.9	14.5	UCPX16C	UCPX16CD	113	4 7/16	15.3	–	–	–	–	–
		101.6	381	102	283	27	58	34	195	116	85.7	34.1	M22																	
	–	4 11/64	15 3/4	4 11/32	11 13/16	1 1/16	1 9/16	1 3/8	8 17/32	4 23/32	3.386	1.339	7/8	UCP316	P316	UC316	18.5	123	86.7	13.3	–	–	–	–	–	UCP316C	UCP316CD	138	5 7/16	21.4
		106	400	110	300	27	40	35	209	120	86	34	M22																	
85	3 1/4	3 7/4	12 13/32	3 9/32	9 23/32	31/32	1 3/8	1 1/4	7 9/32	3 7/16	3.374	1.343	3/4	UCP217-52	P217	UC217-52	10.8	84.0	61.9	14.5	–	–	–	–	–	–	–	–	–	–
		95.2	310	83	247	25	35	32	185	87	85.7	34.1	M20	UCP217		UC217	10.8				UCP217C	UCP217CD	113	4 7/16	10.8	UCP217FC	UCP217FCD	142	5 19/32	13.5
	3 7/16	4	15	4	11 1/8	1 1/16	2 1/8	1 11/32	7 7/8	4 9/16	3.780	1.563	7/8	UCPX17	PX17	UCX17	16.1	96.1	71.5	14.5	UCPX17C	UCPX17CD	123	4 27/32	16.1	–	–	–	–	–
		101.6	381	102	283	27	60	34	200	116	96	39.7	M22	UCPX17-55		UCX17-55	16.1				–	–	–	–	–	–	–	–	–	–
	–	4 17/32	16 17/32	4 17/32	12 13/32	1 5/16	1 25/32	1 9/16	8 31/32	4 23/32	3.780	1.575	1	UCP317	P317	UC317	20.3	133	96.8	13.3	–	–	–	–	–	UCP317C	UCP317CD	146	5 3/4	23.6
		112	420	110	320	33	45	40	220	120	96	40	M27																	
90	3 1/2	4	12 7/8	3 15/32	10 9/16	1 1/16	1 9/16	1 7/16	7 29/32	3 11/16	3.780	1.563	7/8	UCP218-56	P218	UC218-56	13.9	96.1	71.5	14.5	–	–	–	–	–	–	–	–	–	–
		101.6	327	88	262	27	40	33	198	94	96	39.7	M22	UCP218		UC218	13.9				UCP218C	UCP218CD	123	4 27/32	13.9	UCP218FC	UCP218FCD	152	6	17.0
	–	4	15	4 5/8	11 7/8	1 1/16	2 1/8	1 1/2	8 7/32	4 9/16	4.094	1.689	7/8	UCPX18	PX18	UCX18	19.1	109	81.9	14.4	–	–	–	–	–	UCPX18C	UCPX18C	158	6 7/32	22.5
		101.6	381	111	283	27	60	38	204	116	104	42.9	M22																	
	3 1/2	4 41/64	16 15/16	4 11/32	13	1 5/16	1 25/32	1 9/16	9 7/32	4 23/32	3.780	1.575	1	UCP318-56	P318	UC318-56	22.8	143	107	13.3	–	–	–	–	–	–	–	–	–	–
		118	430	110	330	33	45	40	234	120	96	40	M27	UCP318		UC318	22.8				–	–	–	–	–	UCP318C	UCP318CD	150	5 29/32	26.6
95	–	4 59/64	18 1/2	4 23/32	14 3/16	1 13/32	1 31/32	1 15/16	9 3/4	4 29/32	4.055	1.614	1 1/8	UCP319	P319	UC319	29.0	153	119	13.3	–	–	–	–	–	UCP319C	UCP319CD	162	6 3/8	33.3
		125	470	120	360	36	50	46	248	125	103	41	M30																	
100	3 15/16	5	17	4 3/4	13 1/4	1 5/16	2 9/16	1 25/32	9 27/32	4 31/32	4.626	1.937	1	UCPX20	PX20	UCX20	30.4	133	105	14.4	–	–	–	–	–	UCPX20C	UCPX20CD	186	7 5/16	34.9
		127	432	121	337	33	65	45	245	126	117.5	49.2	M27	UCPX20-63		UCX20-63	30.4				–	–	–	–	–	–	–	–	–	–
	4													UCPX20-64		UCX20-64	30.4				–	–	–	–	–	–	–	–	–	–
	3 15/16	5 37/64	19 9/32	4 23/32	14 31/32	1 13/32	1 31/32	1 15/16	10 3/4	5 1/2	4.252	1.654	1 1/8	UCP320	P320	UC320	35.1	173	141	13.2	–	–	–	–	–	UCP320C	UCP320CD	174	6 27/32	40.7
		140	490	120	380	36	50	46	273	140	108	42	M30	UCP320-63		UC320-63	35.1				–	–	–	–	–	–	–	–	–	–
	4													UCP320-64		UC320-64	35.1				–	–	–	–	–	–	–	–	–	–
105	–	5 31/64	19 9/32	4 23/32	14 31/32	1 13/32	1 31/32	1 15/16	10 15/16	5 1/2	4.409	1.732	1 1/8	UCP321	P321	UC321	37.6	184	153	13.2	–	–	–	–	–	UCP321C	UCP321CD	178	7	43.6
		140	490	120	380	36	50	46	278	140	112	44	M30																	
110	–	5 29/32	20 15/32	5 1/2	15 3/4	1 9/16	2 5/32	1 31/32	11 21/32	5 29/32	4.606	1.811	1 1/4	UCP322	P322	UC322	44.0	205	180	13.2	–	–	–	–	–	UCP322C	UCP322CD	188	7 13/32	50.8
		150	520	140	400	40	55	50	296	150	117	46	M33																	
120	–	6 39/64	22 7/16	5 1/2	17 27/32	1 9/16	2 5/32	1 31/32	12 7/16	6 5/16	4.961	2.008	1 1/4	UCP324	P324	UC324	55.4	207	185	13.5	–	–	–	–	–	UCP324C	UCP324CD	196	7 29/32	64.9
		160	570	140	450	40	55	50	316	160	126	51	M33																	
130	–	7 7/32	23 5/8	5 1/2	18 29/32	1 9/16	2 5/32	1 31/32	13 27/32	7 11/16	5.315	2.126	1 1/4	UCP326	P326	UC326	72.1	229	214	13.6	–	–	–	–	–	UCP326C	UCP326CD	214	8 7/16	84.2
		180	600	140	480	40	55	50	355	195	135	54	M33																	
140	–	7 7/8	24 13/32	5 1/2	19 13/16	1 9/16	2 5/32	2 3/8	15 15/32	7 9/32	5.709	2.323	1 1/4	UCP328	P328	UC328	92.5	253	246	13.6	–	–	–	–	–	UCP328C	UCP328CD	222	8 3/4	108
		200	620	140	500	40	55	60	393	185	145	59	M33																	

Remarks
1. In Part No. of unit and units with covers, fitting codes follow bore diameter numbers. (See **Table 10.5** in P.62.)
2. Part No. of applicable grease fittings are shown below.
   A-1/4-28UNF ..... 201~210, X05~X09, 305~308
   A-R1/8 ..... 211~218, X10~X20, 309~328
3. As for the triple seal type product (from 201 to 205 are the double seal type products), suffix code L3 (or L2) follows the Part No. of unit or bearing. (Example of Part No. : UCP206JL3, UC206L3)
4. For the dimensions and forms of applicable bearings, see the dimensional tables of ball bearing for unit.
5. Representative examples of the forms of housing are indicated.
6. Housings of nodular graphite cast iron are also available.