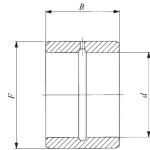
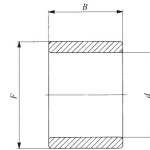


## INNER RINGS

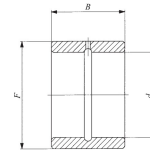
Inner Rings for General Usage **Inch Series**



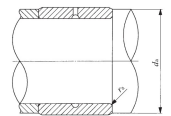
LRB



LRBZ



LRBZ-B



Shaft dia. 9.525 – 22.225mm

Shaft dia. mm (inch)	Identification number		Mass (Ref.) g	Boundary dimensions mm(inch)			Standard mounting dimensions mm <sup>(1)</sup>		
				<i>d</i>	<i>F</i>	<i>B</i>	<i>d</i> <sub>a</sub>		<i>r</i> <sub>as max</sub>
							Min.	Max.	Max.
9.525 ( $\frac{3}{8}$ )	LRB 61012	—	18.5	9.525 ( $\frac{3}{8}$ )	15.875 ( $\frac{5}{8}$ )	19.300	14	14.5	0.6
	—	LRBZ 61012	18.5	9.525 ( $\frac{3}{8}$ )	15.875 ( $\frac{5}{8}$ )	19.300	14	14.5	0.6
	—	LRBZ 61016	25	9.525 ( $\frac{3}{8}$ )	15.875 ( $\frac{5}{8}$ )	25.650	14	14.5	0.6
	—	LRBZ 61016 B	25	9.525 ( $\frac{3}{8}$ )	15.875 ( $\frac{5}{8}$ )	25.650	14	14.5	0.6
12.700 ( $\frac{1}{2}$ )	LRB 81212	—	23.5	12.700 ( $\frac{1}{2}$ )	19.050 ( $\frac{3}{4}$ )	19.300	17.5	18	1
	—	LRBZ 81212	23.5	12.700 ( $\frac{1}{2}$ )	19.050 ( $\frac{3}{4}$ )	19.300	17.5	18	0.6
	—	LRBZ 81216	31	12.700 ( $\frac{1}{2}$ )	19.050 ( $\frac{3}{4}$ )	25.650	17.5	18	0.6
	—	LRBZ 81216 B	31	12.700 ( $\frac{1}{2}$ )	19.050 ( $\frac{3}{4}$ )	25.650	17.5	18	0.6
15.875 ( $\frac{5}{8}$ )	LRB 101412	—	28	15.875 ( $\frac{5}{8}$ )	22.225 ( $\frac{7}{8}$ )	19.300	21	21.2	1
	—	LRBZ 101412	28	15.875 ( $\frac{5}{8}$ )	22.225 ( $\frac{7}{8}$ )	19.300	21	21.2	0.6
	—	LRBZ 101416	37.5	15.875 ( $\frac{5}{8}$ )	22.225 ( $\frac{7}{8}$ )	25.650	21	21.2	0.6
	—	LRBZ 101416 B	37.5	15.875 ( $\frac{5}{8}$ )	22.225 ( $\frac{7}{8}$ )	25.650	21	21.2	0.6
19.050 ( $\frac{3}{4}$ )	LRB 121612	—	33	19.050 ( $\frac{3}{4}$ )	25.400 (1)	19.300	24	24.4	1
	—	LRBZ 121612	33	19.050 ( $\frac{3}{4}$ )	25.400 (1)	19.300	24	24.4	0.6
	—	LRBZ 121616	44	19.050 ( $\frac{3}{4}$ )	25.400 (1)	25.650	24	24.4	0.6
	—	LRBZ 121616 B	44	19.050 ( $\frac{3}{4}$ )	25.400 (1)	25.650	24	24.4	0.6
22.225 ( $\frac{7}{8}$ )	LRB 141816	—	50	22.225 ( $\frac{7}{8}$ )	28.575 (1 $\frac{1}{8}$ )	25.650	27	27.5	1
	—	LRBZ 141816	50	22.225 ( $\frac{7}{8}$ )	28.575 (1 $\frac{1}{8}$ )	25.650	27	27.5	0.6
	—	LRBZ 141820	62	22.225 ( $\frac{7}{8}$ )	28.575 (1 $\frac{1}{8}$ )	32.000	27	27.5	0.6
	—	LRBZ 141820 B	62	22.225 ( $\frac{7}{8}$ )	28.575 (1 $\frac{1}{8}$ )	32.000	27	27.5	0.6

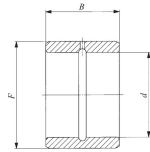
Note<sup>(1)</sup> Maximum allowable fillet corner radius of shaft

Remark LRBZ has no oil hole. LRB and LRBZ-B are provided with an oil groove and an oil hole.

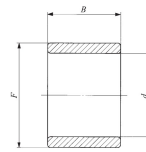
Assembled bearings	
BR 101812	0.6
GBR 101812	0.6
GBR 101816UU	0.6
BR 101816UU	0.6
BR 122012	1
BR 122016	1
GBR 122012	0.6
GBR 122016UU	0.6
BR 122016UU	0.6
BR 142212	1
BR 142216	1
GBR 142212	0.6
GBR 142216 GBR 142216UU	0.6
BR 142216UU	0.6
BR 162412	1
BR 162416	1
GBR 162412	0.6
GBR 162416 GBR 162416UU	0.6
BR 162416UU	0.6
BR 182616	1
BR 182620	1
GBR 182616	0.6
GBR 182620UU	0.6
BR 182620UU	0.6

## INNER RINGS

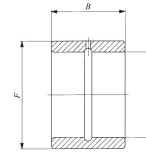
Inner Rings for General Usage **Inch Series**



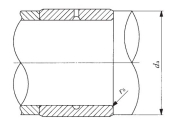
LRB



LRBZ



LRBZ-B



Shaft dia. 25.400 – 38.100mm

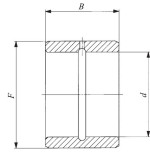
Shaft dia. mm (inch)	Identification number		Mass (Ref.) g	Boundary dimensions mm(inch)			Standard mounting dimensions mm <sup>(1)</sup>		
				<i>d</i>	<i>F</i>	<i>B</i>	<i>d</i> <sub>a</sub>		<i>r</i> <sub>as max</sub>
							Min.	Max.	Max.
25.400 (1)	LRB 162016	—	56	25.400 (1)	31.750 (1 1/4)	25.650	30.5	30.7	1
	LRB 162020	—	72	25.400 (1)	31.750 (1 1/4)	32.000	30.5	30.7	1
	—	LRBZ 162016	56	25.400 (1)	31.750 (1 1/4)	25.650	30.5	30.7	0.6
	—	LRBZ 162020	72	25.400 (1)	31.750 (1 1/4)	32.000	30.5	30.7	0.6
	—	LRBZ 162020 B	72	25.400 (1)	31.750 (1 1/4)	32.000	30.5	30.7	0.6
28.575 (1 1/8)	LRB 182216	—	63	28.575 (1 1/8)	34.925 (1 3/8)	25.650	33.5	33.9	1
	LRB 182220	—	77	28.575 (1 1/8)	34.925 (1 3/8)	32.000	33.5	33.9	1
	—	LRBZ 182216	63	28.575 (1 1/8)	34.925 (1 3/8)	25.650	33.5	33.9	0.6
	—	LRBZ 182220	77	28.575 (1 1/8)	34.925 (1 3/8)	32.000	33.5	33.9	0.6
	—	LRBZ 182220 B	77	28.575 (1 1/8)	34.925 (1 3/8)	32.000	33.5	33.9	0.6
31.750 (1 1/4)	LRB 202416	—	71	31.750 (1 1/4)	38.100 (1 1/2)	25.650	37	37.1	1.5
	LRB 202420	—	86	31.750 (1 1/4)	38.100 (1 1/2)	32.000	37	37.1	1.5
	—	LRBZ 202416	71	31.750 (1 1/4)	38.100 (1 1/2)	25.650	37	37.1	0.6
	—	LRBZ 202420	86	31.750 (1 1/4)	38.100 (1 1/2)	32.000	37	37.1	0.6
	—	LRBZ 202420 B	86	31.750 (1 1/4)	38.100 (1 1/2)	32.000	37	37.1	0.6
34.925 (1 3/8)	LRB 222616	—	77	34.925 (1 3/8)	41.275 (1 5/8)	25.650	40.2	40.2	1.5
	LRB 222620	—	96	34.925 (1 3/8)	41.275 (1 5/8)	32.000	40.2	40.2	1.5
	—	LRBZ 222616	77	34.925 (1 3/8)	41.275 (1 5/8)	25.650	40.2	40.2	0.6
	—	LRBZ 222620	96	34.925 (1 3/8)	41.275 (1 5/8)	32.000	40.2	40.2	0.6
	—	LRBZ 222620 B	96	34.925 (1 3/8)	41.275 (1 5/8)	32.000	40.2	40.2	0.6
38.100 (1 1/2)	LRB 242816	—	80	38.100 (1 1/2)	44.450 (1 3/4)	25.650	43.3	43.4	1.5
	LRB 242820	—	100	38.100 (1 1/2)	44.450 (1 3/4)	32.000	43.3	43.4	1.5
	LRB 243020	—	155	38.100 (1 1/2)	47.625 (1 7/8)	32.000	43.3	45	1.5
	—	LRBZ 242820	100	38.100 (1 1/2)	44.450 (1 3/4)	32.000	43.3	43.4	0.6
	—	LRBZ 242820 B	100	38.100 (1 1/2)	44.450 (1 3/4)	32.000	43.3	43.4	0.6
	—	LRBZ 243020	160	38.100 (1 1/2)	47.625 (1 7/8)	32.000	43.3	45	1
—	LRBZ 243020 B	160	38.100 (1 1/2)	47.625 (1 7/8)	32.000	43.3	45	1	

Note<sup>(1)</sup> Maximum allowable fillet corner radius of shaft  
Remark LRBZ has no oil hole. LRB and LRBZ-B are provided with an oil groove and an oil hole.

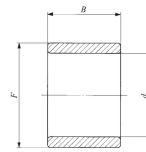
Assembled bearings	
BR 202816	
BR 202820	
GBR 202816	
GBR 202820UU	
BR 202820UU	
BR 223016	
BR 223020	
GBR 223016	
GBR 223020UU	
BR 223020UU	
BR 243316	
BR 243320	
GBR 243316	
GBR 243320	GBR 243320UU
BR 243320UU	
BR 263516	
BR 263520	
GBR 263516	
GBR 263520	GBR 263520UU
BR 263520UU	
BR 283716	
BR 283720	BR 283820
BR 303920	
GBR 283720	GBR 283820 GBR 283720UU
BR 283720UU	
GBR 303920	GBR 303920UU
BR 303920UU	

**INNER RINGS**

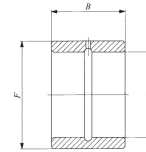
Inner Rings for General Usage **Inch Series**



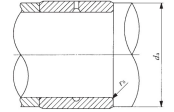
LRB



LRBZ



LRBZ-B



Shaft dia. 41.275 – 63.500mm

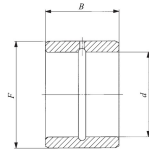
Shaft dia. mm (inch)	Identification number		Mass (Ref.) g	Boundary dimensions mm(inch)			Standard mounting dimensions mm <sup>(1)</sup>		
				d	F	B	d <sub>a</sub>		r <sub>as</sub> max
41.275 (1 5/8)	LRB 263216	—	135	41.275 (1 5/8)	50.800 (2)	25.650	48	49	1.5
	LRB 263220	—	170	41.275 (1 5/8)	50.800 (2)	32.000	48	49	1.5
	—	LRBZ 263216	135	41.275 (1 5/8)	50.800 (2)	25.650	48	49	1
	—	LRBZ 263220	170	41.275 (1 5/8)	50.800 (2)	32.000	48	49	1
	—	LRBZ 263220 B	170	41.275 (1 5/8)	50.800 (2)	32.000	48	49	1
44.450 (1 3/4)	LRB 283624	—	300	44.450 (1 3/4)	57.150 (2 1/4)	38.350	52.5	55	1.5
	LRB 283628	—	345	44.450 (1 3/4)	57.150 (2 1/4)	44.700	52.5	55	1.5
	—	LRBZ 283624	300	44.450 (1 3/4)	57.150 (2 1/4)	38.350	52.5	55	1.5
	—	LRBZ 283628	345	44.450 (1 3/4)	57.150 (2 1/4)	44.700	52.5	55	1.5
	—	LRBZ 283628 B	345	44.450 (1 3/4)	57.150 (2 1/4)	44.700	52.5	55	1.5
50.800 (2)	LRB 324024	—	335	50.800 (2)	63.500 (2 1/2)	38.350	58	61	2
	LRB 324028	—	390	50.800 (2)	63.500 (2 1/2)	44.700	58	61	2
	—	LRBZ 324024	335	50.800 (2)	63.500 (2 1/2)	38.350	58	61	1.5
	—	LRBZ 324028	390	50.800 (2)	63.500 (2 1/2)	44.700	58	61	1.5
	—	LRBZ 324028 B	390	50.800 (2)	63.500 (2 1/2)	44.700	58	61	1.5
57.150 (2 1/4)	LRB 364424	—	375	57.150 (2 1/4)	69.850 (2 3/4)	38.350	65	67	2
	LRB 364428	—	440	57.150 (2 1/4)	69.850 (2 3/4)	44.700	65	67	2
	—	LRBZ 364424	375	57.150 (2 1/4)	69.850 (2 3/4)	38.350	65	67	1.5
	—	LRBZ 364428	440	57.150 (2 1/4)	69.850 (2 3/4)	44.700	65	67	1.5
	—	LRBZ 364428 B	440	57.150 (2 1/4)	69.850 (2 3/4)	44.700	65	67	1.5
63.500 (2 1/2)	LRB 404824	—	410	63.500 (2 1/2)	76.200 (3)	38.350	71	73	2
	LRB 404828	—	480	63.500 (2 1/2)	76.200 (3)	44.700	71	73	2
	—	LRBZ 404824	410	63.500 (2 1/2)	76.200 (3)	38.350	71	73	1.5
	—	LRBZ 404828	480	63.500 (2 1/2)	76.200 (3)	44.700	71	73	1.5
	—	LRBZ 404828 B	480	63.500 (2 1/2)	76.200 (3)	44.700	71	73	1.5

Note<sup>(1)</sup> Maximum allowable fillet corner radius of shaft  
Remark LRBZ has no oil hole. LRB and LRBZ-B are provided with an oil groove and an oil hole.

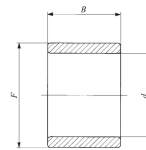
Assembled bearings	
BR 324116	
BR 324120	
GBR 324116	
GBR 324120	GBR 324120UU
BR 324120UU	
BR 364824	
BR 364828	
GBR 364824	
GBR 364828	GBR 364828UU
BR 364828UU	
BR 405224	
BR 405228	
GBR 405224	
GBR 405228	GBR 405228UU
BR 405228UU	
BR 445624	
BR 445628	
GBR 445624	
GBR 445628	GBR 445628UU
BR 445628UU	
BR 486024	
BR 486028	
GBR 486024	
GBR 486028	GBR 486028UU
BR 486028UU	

## INNER RINGS

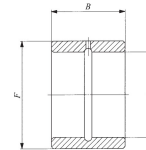
Inner Rings for General Usage **Inch Series**



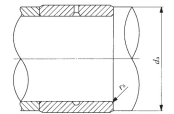
LRB



LRBZ



LRBZ-B



Shaft dia. 69.850 – 95.250mm

Shaft dia. mm (inch)	Identification number		Mass (Ref.) g	Boundary dimensions mm(inch)			Standard mounting dimensions mm <sup>(1)</sup>		
				<i>d</i>	<i>F</i>	<i>B</i>	<i>d</i> <sub>a</sub>		<i>r</i> <sub>as max</sub>
							Min.	Max.	Max.
69.850 (2 3/4)	LRB 445228	—	530	69.850 (2 3/4)	82.550 (3 1/4)	44.700	77	79	2
	LRB 445232	—	600	69.850 (2 3/4)	82.550 (3 1/4)	51.050	77	79	2
	—	LRBZ 445228	530	69.850 (2 3/4)	82.550 (3 1/4)	44.700	77	79	1.5
	—	LRBZ 445228 B	530	69.850 (2 3/4)	82.550 (3 1/4)	44.700	77	79	1.5
	—	LRBZ 445232	600	69.850 (2 3/4)	82.550 (3 1/4)	51.050	77	79	1.5
76.200 (3)	LRB 485632	—	640	76.200 (3)	88.900 (3 1/2)	51.050	83.5	86	2
	—	LRBZ 485632	640	76.200 (3)	88.900 (3 1/2)	51.050	83.5	86	1.5
	—	LRBZ 485632 B	640	76.200 (3)	88.900 (3 1/2)	51.050	83.5	86	1.5
82.550 (3 1/4)	LRB 526032	—	690	82.550 (3 1/4)	95.250 (3 3/4)	51.050	91	93	2.5
	—	LRBZ 526032	690	82.550 (3 1/4)	95.250 (3 3/4)	51.050	91	93	1.5
	—	LRBZ 526032 B	690	82.550 (3 1/4)	95.250 (3 3/4)	51.050	91	93	1.5
88.900 (3 1/2)	LRB 566432	—	750	88.900 (3 1/2)	101.600 (4)	51.050	97	99	2.5
	—	LRBZ 566432	750	88.900 (3 1/2)	101.600 (4)	51.050	97	99	1.5
95.250 (3 3/4)	—	LRBZ 606832	800	95.250 (3 3/4)	107.950 (4 1/4)	51.050	103	105	1.5

Note<sup>(1)</sup> Maximum allowable fillet corner radius of shaft  
 Remark LRBZ has no oil hole. LRB with inner ring bore diameter *d* of 76.200 mm or less and LRBZ-B are provided with an oil groove and an oil hole.  
 Other models are provided with an oil groove and two oil holes.

Assembled bearings	
BR 526828	
BR 526832	
GBR 526828	GBR 526828UU
BR 526828UU	
GBR 526832	
BR 567232	
GBR 567232	GBR 567232UU
BR 567232UU	
BR 607632	
GBR 607632	GBR 607632UU
BR 607632UU	
BR 648032	
GBR 648032	GBR 648032UU
GBR 688432	GBR 688432UU