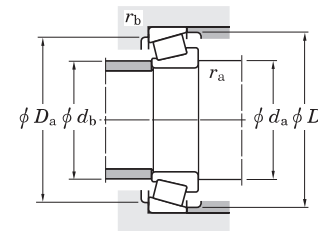
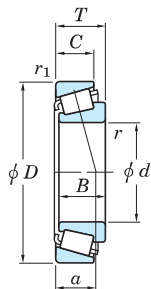


Single-row tapered roller bearings  
inch series

$d$  9.525 ~ (22.225) mm

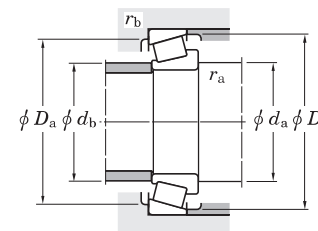
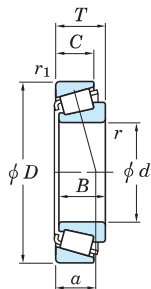


Boundary dimensions (mm)							Basic load ratings (kN)		Fatigue load limit (kN)	Limiting speeds (min <sup>-1</sup> )		Bearing No.	Load center (mm)	Mounting dimensions (mm)					Constant $e$	Axial load factors		(Refer.) Mass (kg)			
$d$	$D$	$T$	$B$	$C$	$r_{min.}$	$r_{1min.}$	$C_r$	$C_{0r}$	$C_u$	Grease lub.	Oil lub.			Inner ring	Outer ring	$d_a$	$d_b$	$D_a$		$D_b$	$r_{a max.}$	$r_{b max.}$	$Y_1$	$Y_0$	Inner ring
<b>9.525</b>	31.991	10.008	10.785	7.938	1.2	1.2	13.4	9.30	1.25	14 000	19 000	<b>A2037</b>	<b>A2126</b>	7.1	15.0	13.5	26.0	29.0	1.2	1.2	0.40	1.48	0.82	0.029	0.017
<b>11.986</b>	31.991	10.008	10.785	7.938	0.8	1.2	13.4	9.30	1.25	14 000	19 000	<b>A2047</b>	<b>A2126</b>	7.1	16.5	15.5	26.0	29.0	0.8	1.2	0.40	1.48	0.82	0.023	0.017
<b>12.700</b>	34.988	10.998	10.988	8.730	1.2	1.2	15.7	11.9	1.55	12 000	17 000	<b>A4050</b>	<b>A4138</b>	8.3	18.5	17.0	29.0	32.0	1.2	1.2	0.45	1.33	0.73	0.033	0.022
<b>14.989</b>	34.988	10.998	10.988	8.730	0.8	1.2	15.7	11.9	1.55	12 000	17 000	<b>A4059</b>	<b>A4138</b>	8.3	19.5	19.0	29.0	32.0	0.8	1.2	0.45	1.33	0.73	0.029	0.022
<b>15.875</b>	34.988	10.998	10.998	8.712	1.2	1.2	18.1	14.3	1.90	12 000	16 000	<b>L21549</b>	<b>L21511</b>	7.6	21.5	19.5	29.0	32.5	1.2	1.2	0.32	1.88	1.04	0.031	0.018
	41.275	14.288	14.681	11.112	1.2	2.0	27.3	20.5	2.85	11 000	14 000	<b>O3062</b>	<b>O3162</b>	9.3	21.5	20.0	34.0	37.5	1.2	2.0	0.31	1.93	1.06	0.060	0.035
	42.862	16.670	16.670	13.495	1.6	1.6	38.2	29.5	4.15	10 000	14 000	<b>17580R</b>	<b>17520</b>	10.9	23.0	21.0	36.5	39.0	1.6	1.6	0.33	1.81	1.00	0.078	0.048
	49.225	19.845	21.539	14.288	0.8	1.2	47.2	37.7	5.40	8 900	12 000	<b>O9062</b>	<b>O9195</b>	10.6	22.0	21.5	42.0	44.5	0.8	1.2	0.27	2.26	1.24	0.139	0.065
	53.975	22.225	21.839	15.875	0.8	2.4	52.6	41.2	5.65	8 400	11 000	<b>21063</b>	<b>21212</b>	16.6	29.0	26.5	43.0	50.0	0.8	2.4	0.59	1.02	0.56	0.163	0.097
<b>16.000</b>	47.000	21.000	21.000	16.000	1.0	2.0	45.4	37.7	5.05	9 800	13 000	<b>HM81649</b>	<b>HM81610</b>	15.0	27.5	23.0	37.5	43.0	1.0	2.0	0.55	1.10	0.60	0.111	0.080
<b>17.462</b>	39.878	13.843	14.605	10.668	1.2	1.2	31.8	26.0	3.60	11 000	14 000	<b>LM11749R</b>	<b>LM11710</b>	8.6	23.0	21.5	34.0	37.0	1.2	1.2	0.29	2.10	1.15	0.058	0.028
<b>19.050</b>	45.237	15.494	16.637	12.065	1.2	1.2	36.8	30.1	4.25	9 400	13 000	<b>LM11949</b>	<b>LM11910</b>	10.0	25.0	23.5	39.5	41.5	1.2	1.2	0.30	2.00	1.10	0.081	0.044
	49.225	19.845	21.539	14.288	1.2	1.2	47.2	37.7	5.40	8 900	12 000	<b>O9078</b>	<b>O9195</b>	10.6	25.5	24.0	42.0	44.5	1.2	1.2	0.27	2.26	1.24	0.124	0.065
	49.225	21.209	19.050	17.462	1.2	1.6	47.2	37.7	5.40	8 900	12 000	<b>O9067</b>	<b>O9196</b>	13.8	25.5	24.0	41.5	44.5	1.2	1.6	0.27	2.26	1.24	0.114	0.084
<b>20.000</b>	50.005	13.495	14.260	9.525	1.6	1.0	33.3	28.8	4.05	7 900	11 000	<b>O7079</b>	<b>O7196</b>	10.8	27.5	26.0	44.5	47.0	1.6	1.0	0.40	1.49	0.82	0.104	0.034
<b>20.638</b>	49.225	19.845	19.845	15.875	1.6	1.6	45.5	37.7	5.35	8 600	12 000	<b>12580</b>	<b>12520</b>	12.7	28.5	26.0	42.5	45.5	1.6	1.6	0.32	1.86	1.02	0.116	0.067
<b>21.430</b>	50.005	17.526	18.288	13.970	1.2	1.2	48.8	40.7	5.80	8 500	11 000	<b>M12649</b>	<b>M12610</b>	11.1	27.5	25.5	44.0	46.0	1.2	1.2	0.28	2.16	1.19	0.119	0.058
<b>21.987</b>	45.974	15.494	16.637	12.065	1.2	1.2	37.5	34.6	4.85	8 900	12 000	<b>LM12749</b>	<b>LM12711</b>	10.0	27.5	26.0	40.0	42.5	1.2	1.2	0.31	1.96	1.08	0.078	0.043
<b>22.225</b>	50.005	17.526	18.288	13.970	1.2	1.2	48.8	40.7	5.80	8 500	11 000	<b>M12648</b>	<b>M12610</b>	11.1	28.5	26.5	44.0	46.0	1.2	1.2	0.28	2.16	1.19	0.115	0.058
	52.388	19.368	20.168	14.288	1.6	1.6	45.9	37.9	5.45	8 000	11 000	<b>1380</b>	<b>1328</b>	11.6	29.5	29.5	45.0	48.5	1.6	1.6	0.29	2.05	1.13	0.132	0.066
	53.975	19.368	20.168	14.288	1.6	1.6	45.9	37.9	5.45	8 000	11 000	<b>1380</b>	<b>1329</b>	11.6	29.5	29.5	46.0	49.0	1.6	1.6	0.29	2.05	1.13	0.137	0.082

[Remark] Inch series tapered roller bearings with bore diameter larger than 100 mm are shown in catalog "large size ball & roller bearings".

# Single-row tapered roller bearings inch series

$d$  (22.225) ~ (26.988) mm

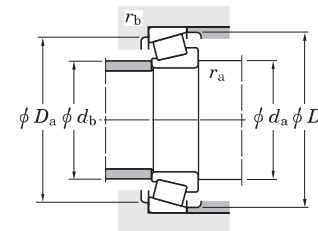
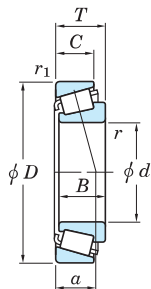


Boundary dimensions (mm)							Basic load ratings (kN)		Fatigue load limit (kN)	Limiting speeds (min <sup>-1</sup> )		Bearing No.	Load center (mm)	Mounting dimensions (mm)					Constant $e$	Axial load factors		(Refer.) Mass (kg)			
$d$	$D$	$T$	$B$	$C$	$r_{\min.}$	$r_{1\min.}$	$C_r$	$C_{0r}$	$C_u$	Grease lub.	Oil lub.			Inner ring	Outer ring	$d_a$	$d_b$	$D_a$		$D_b$	$r_{a\max.}$	$r_{b\max.}$	$Y_1$	$Y_0$	Inner ring
<b>22.225</b>	56.896	19.368	19.837	15.875	1.2	1.2	50.0	43.1	6.20	7 600	10 000	<b>1755</b>	<b>1729</b>	12.5	29.0	27.5	49.0	51.0	1.2	1.2	0.31	1.95	1.07	0.150	0.100
	57.150	22.225	22.225	17.462	0.8	1.6	65.8	55.7	8.05	7 600	10 000	<b>1280</b>	<b>1220</b>	15.3	29.5	29.0	49.0	52.0	0.8	1.6	0.35	1.73	0.95	0.189	0.105
	66.421	23.812	25.433	19.050	1.6	1.2	83.8	75.2	11.2	6 500	8 700	<b>2684</b>	<b>2631</b>	13.9	31.5	29.0	58.0	60.0	1.6	1.2	0.25	2.36	1.30	0.295	0.163
<b>22.606</b>	47.000	15.500	15.500	12.000	1.6	1.0	35.0	32.8	4.45	8 700	12 000	<b>LM72849</b>	<b>LM72810</b>	12.3	30.0	28.0	40.5	44.0	1.6	1.0	0.47	1.27	0.70	0.076	0.047
<b>23.812</b>	50.292	14.224	14.732	10.668	1.6	1.2	39.1	37.0	5.15	7 800	10 000	<b>L44640R</b>	<b>L44610</b>	10.8	30.5	28.5	44.5	47.0	1.6	1.2	0.37	1.60	0.88	0.099	0.034
	56.896	19.368	19.837	15.875	0.8	1.2	50.0	43.1	6.20	7 600	10 000	<b>1779</b>	<b>1729</b>	12.5	29.5	28.5	49.0	51.0	0.8	1.2	0.31	1.95	1.07	0.141	0.100
<b>24.981</b>	50.005	13.495	14.260	9.525	1.6	1.0	33.3	28.8	4.05	7 900	11 000	<b>07098</b>	<b>07196</b>	10.8	31.0	29.0	44.5	47.0	1.6	1.0	0.40	1.49	0.82	0.084	0.034
	62.000	16.002	16.566	14.288	1.6	1.6	47.4	40.6	5.80	6 700	8 900	<b>17098</b>	<b>17244</b>	12.7	33.0	30.5	54.0	57.0	1.6	1.6	0.38	1.57	0.86	0.162	0.090
<b>25.000</b>	50.005	13.495	14.260	9.525	1.6	1.0	33.3	28.8	4.05	7 900	11 000	<b>07097</b>	<b>07196</b>	10.8	31.0	29.0	44.5	47.0	1.6	1.0	0.40	1.49	0.82	0.085	0.035
<b>25.400</b>	50.005	13.495	14.260	9.525	1.0	1.0	33.3	28.8	4.05	7 900	11 000	<b>07100</b>	<b>07196</b>	10.8	30.5	29.5	44.5	47.0	1.0	1.0	0.40	1.49	0.82	0.084	0.035
	50.005	13.495	14.260	9.525	1.6	1.0	33.3	28.8	4.05	7 900	11 000	<b>07100S</b>	<b>07196</b>	10.8	31.5	29.5	44.5	47.0	1.6	1.0	0.40	1.49	0.82	0.082	0.035
	50.292	14.224	14.732	10.668	1.2	1.2	39.1	37.0	5.15	7 800	10 000	<b>L44643R</b>	<b>L44610</b>	10.8	31.5	29.5	44.5	47.0	1.2	1.2	0.37	1.60	0.88	0.092	0.039
	51.994	15.011	14.260	12.700	1.0	1.2	33.3	28.8	4.05	7 900	11 000	<b>07100</b>	<b>07204</b>	12.3	30.5	29.5	45.0	48.0	1.0	1.2	0.40	1.49	0.82	0.075	0.065
	58.738	19.050	19.355	15.080	1.2	1.2	60.8	57.1	8.25	7 000	9 300	<b>1986R</b>	<b>1932</b>	13.1	32.5	30.5	52.0	54.0	1.2	1.2	0.33	1.82	1.00	0.179	0.088
	59.530	23.368	23.114	18.288	0.8	1.6	63.0	57.1	7.95	7 200	9 600	<b>M84249</b>	<b>M84210</b>	18.2	36.0	32.5	49.5	56.0	0.8	1.6	0.55	1.10	0.60	0.194	0.128
	61.912	19.050	20.638	14.288	0.8	2.0	55.7	50.7	7.30	6 400	8 600	<b>15101</b>	<b>15243</b>	13.2	32.5	31.5	55.0	58.0	0.8	2.0	0.35	1.71	0.94	0.215	0.080
	62.000	19.050	20.638	14.288	3.6	1.2	55.7	50.7	7.30	6 400	8 600	<b>15100</b>	<b>15245</b>	13.2	38.0	31.5	55.0	58.0	3.6	1.2	0.35	1.71	0.94	0.215	0.081
	63.500	19.050	20.638	14.288	0.8	1.2	55.7	50.7	7.30	6 400	8 600	<b>15101</b>	<b>15250R</b>	13.2	32.5	31.5	55.0	59.0	0.8	1.2	0.35	1.71	0.94	0.215	0.097
	64.292	21.432	21.432	16.670	1.6	1.6	69.1	70.7	9.90	6 400	8 500	<b>M86643R</b>	<b>M86610</b>	18.0	38.0	36.5	54.0	61.0	1.6	1.6	0.55	1.10	0.60	0.248	0.127
	66.421	23.812	25.433	19.050	1.2	1.2	83.8	75.2	11.2	6 500	8 700	<b>2687</b>	<b>2631</b>	13.9	33.5	31.5	58.0	60.0	1.2	1.2	0.25	2.36	1.30	0.272	0.163
	68.262	22.225	22.225	17.462	0.8	1.6	63.7	61.1	8.80	6 000	8 000	<b>02473</b>	<b>02420</b>	17.1	34.5	33.5	59.0	63.0	0.8	1.6	0.42	1.44	0.79	0.275	0.150
72.233	25.400	25.400	19.842	0.8	2.4	83.8	87.4	12.4	5 700	7 600	<b>HM88630</b>	<b>HM88610</b>	20.7	39.5	39.5	60.0	69.0	0.8	2.4	0.55	1.10	0.60	0.391	0.185	
<b>26.162</b>	66.421	23.812	25.433	19.050	1.6	1.2	83.8	75.2	11.2	6 500	8 700	<b>2682</b>	<b>2631</b>	13.9	34.5	32.0	58.0	60.0	1.6	1.2	0.25	2.36	1.30	0.268	0.163
<b>26.988</b>	50.292	14.224	14.732	10.668	3.6	1.2	39.1	37.0	5.15	7 800	10 000	<b>L44649R</b>	<b>L44610</b>	10.8	37.5	31.0	44.5	47.0	3.6	1.2	0.37	1.60	0.88	0.083	0.039

[Remark] Inch series tapered roller bearings with bore diameter larger than 100 mm are shown in catalog "large size ball & roller bearings".

Single-row tapered roller bearings  
inch series

$d$  (26.988) ~ (30.162) mm

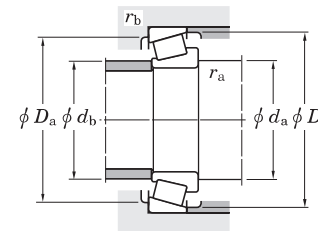
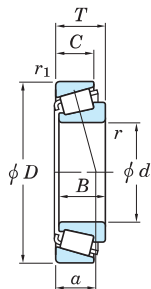


Boundary dimensions (mm)						Basic load ratings (kN)		Fatigue load limit (kN)	Limiting speeds (min <sup>-1</sup> )		Bearing No.	Load center (mm)	Mounting dimensions (mm)					Constant $e$	Axial load factors		(Refer.) Mass (kg)				
$d$	$D$	$T$	$B$	$C$	$r_{min.}$	$r1_{min.}$	$C_r$	$C_{0r}$	$C_u$	Grease lub.			Oil lub.	Inner ring	Outer ring	$d_a$	$d_b$		$D_a$	$D_b$	$r_{a,max.}$	$r_{b,max.}$	$e$	$Y_1$	$Y_0$
<b>26.988</b>	60.325	19.842	17.462	15.875	3.6	1.6	47.2	42.7	6.10	7 000	9 400	<b>15580</b>	<b>15523</b>	15.1	38.5	32.0	51.0	54.0	3.6	1.6	0.35	1.73	0.95	0.140	0.122
	62.000	19.050	20.638	14.288	0.8	1.2	55.7	50.7	7.30	6 400	8 600	<b>15106</b>	<b>15245</b>	13.2	33.5	33.0	55.0	58.0	0.8	1.2	0.35	1.71	0.94	0.206	0.081
	66.421	23.812	25.433	19.050	1.6	1.2	83.8	75.2	11.2	6 500	8 700	<b>2688</b>	<b>2631</b>	13.9	35.0	33.0	58.0	60.0	1.6	1.2	0.25	2.36	1.30	0.262	0.163
<b>28.575</b>	57.150	17.462	17.462	13.495	3.6	1.6	47.2	42.7	6.10	7 000	9 400	<b>15590</b>	<b>15520</b>	12.7	39.0	33.5	51.0	53.0	3.6	1.6	0.35	1.73	0.95	0.131	0.069
	57.150	19.845	19.355	15.875	3.6	1.6	60.8	57.1	8.25	7 000	9 300	<b>1988R</b>	<b>1922</b>	13.9	39.5	33.5	51.0	53.5	3.6	1.6	0.33	1.82	1.00	0.151	0.076
	62.000	19.050	20.638	14.288	3.6	1.2	55.7	50.7	7.30	6 400	8 600	<b>15112</b>	<b>15245</b>	13.2	40.0	34.0	55.0	58.0	3.6	1.2	0.35	1.71	0.94	0.193	0.081
	62.000	19.050	20.638	14.288	0.8	1.2	55.7	50.7	7.30	6 400	8 600	<b>15113</b>	<b>15245</b>	13.2	34.5	34.0	55.0	58.0	0.8	1.2	0.35	1.71	0.94	0.195	0.081
	64.292	21.432	21.432	16.670	1.6	1.6	69.1	70.7	9.90	6 400	8 500	<b>M86647R</b>	<b>M86610</b>	18.0	40.0	38.0	54.0	61.0	1.6	1.6	0.55	1.10	0.60	0.225	0.127
	66.421	23.812	25.433	19.050	1.2	1.2	83.8	75.2	11.2	6 500	8 700	<b>2689</b>	<b>2631</b>	13.9	36.0	34.0	58.0	60.0	1.2	1.2	0.25	2.36	1.30	0.249	0.165
	68.262	22.225	22.225	17.462	0.8	1.6	63.7	61.1	8.80	6 000	8 000	<b>02474</b>	<b>02420</b>	17.1	36.5	36.0	59.0	63.0	0.8	1.6	0.42	1.44	0.79	0.252	0.150
	72.000	19.000	18.923	15.875	1.6	1.6	59.4	49.6	7.25	5 900	7 800	<b>26112</b>	<b>26283</b>	15.3	37.0	35.0	62.0	65.0	1.6	1.6	0.36	1.67	0.92	0.217	0.163
	72.626	24.608	24.257	17.462	4.8	1.6	77.3	60.5	8.75	6 100	8 100	<b>41125</b>	<b>41286</b>	20.7	48.0	36.5	61.0	68.0	4.8	1.6	0.60	1.00	0.55	0.292	0.177
	72.626	24.608	24.257	17.462	1.6	1.6	77.3	60.5	8.75	6 100	8 100	<b>41126</b>	<b>41286</b>	20.7	41.5	36.5	61.0	68.0	1.6	1.6	0.60	1.00	0.55	0.295	0.177
	72.626	30.162	29.997	23.812	3.6	3.2	98.6	89.3	13.3	5 800	7 700	<b>3192</b>	<b>3120</b>	20.3	42.5	37.0	61.0	67.0	3.6	3.2	0.33	1.80	0.99	0.401	0.222
	72.626	30.162	29.997	23.812	1.2	3.2	98.6	89.3	13.3	5 800	7 700	<b>3198</b>	<b>3120</b>	20.3	39.0	37.0	61.0	67.0	1.2	3.2	0.33	1.80	0.99	0.410	0.222
	73.025	22.225	22.225	17.462	0.8	3.2	68.8	65.7	9.55	5 500	7 400	<b>02872</b>	<b>02820</b>	18.4	37.5	37.0	62.0	68.0	0.8	3.2	0.45	1.32	0.73	0.319	0.158
<b>29.000</b>	50.292	14.224	14.732	10.668	3.6	1.2	36.3	37.2	5.15	7 600	10 000	<b>L45449</b>	<b>L45410</b>	10.9	39.5	33.0	44.5	48.0	3.6	1.2	0.37	1.62	0.89	0.079	0.036
<b>29.367</b>	66.421	23.812	25.433	19.050	3.6	1.2	83.8	75.2	11.2	6 500	8 700	<b>2690</b>	<b>2631</b>	13.9	41.0	35.0	58.0	60.0	3.6	1.2	0.25	2.36	1.30	0.242	0.165
<b>29.987</b>	62.000	16.002	16.566	14.288	1.6	1.6	47.4	40.6	5.80	6 700	8 900	<b>17118</b>	<b>17244</b>	12.7	37.0	34.5	54.0	57.0	1.6	1.6	0.38	1.57	0.86	0.135	0.090
	62.000	19.050	20.638	14.288	1.2	1.2	55.7	50.7	7.30	6 400	8 600	<b>15117</b>	<b>15245</b>	13.2	36.5	35.0	55.0	58.0	1.2	1.2	0.35	1.71	0.94	0.184	0.081
<b>30.000</b>	69.012	19.845	19.583	15.875	3.6	1.2	57.7	55.0	7.95	5 900	7 800	<b>14117A</b>	<b>14276</b>	15.5	42.5	39.5	60.0	63.0	3.6	1.2	0.38	1.57	0.86	0.225	0.135
<b>30.112</b>	62.000	19.050	20.638	14.288	0.8	1.2	55.7	50.7	7.30	6 400	8 600	<b>15116</b>	<b>15245</b>	13.2	36.0	35.5	55.0	58.0	0.8	1.2	0.35	1.71	0.94	0.184	0.081
<b>30.162</b>	62.000	16.002	16.566	14.288	1.6	1.6	47.4	40.6	5.80	6 700	8 900	<b>17119</b>	<b>17244</b>	12.7	37.0	34.5	54.0	57.0	1.6	1.6	0.38	1.57	0.86	0.139	0.091
	64.292	21.432	21.432	16.670	1.6	1.6	69.1	70.7	9.90	6 400	8 500	<b>M86649R</b>	<b>M86610</b>	18.0	41.0	38.0	54.0	61.0	1.6	1.6	0.55	1.10	0.60	0.213	0.127

[Remark] Inch series tapered roller bearings with bore diameter larger than 100 mm are shown in catalog "large size ball & roller bearings".

Single-row tapered roller bearings  
inch series

$d$  (30.162) ~ (34.925) mm



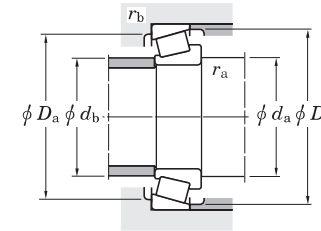
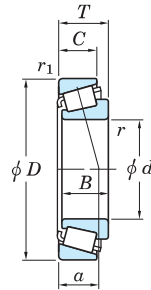
Boundary dimensions (mm)							Basic load ratings (kN)		Fatigue load limit (kN)	Limiting speeds (min <sup>-1</sup> )		Bearing No.	Load center (mm)	Mounting dimensions (mm)						Constant $e$	Axial load factors		(Refer.) Mass (kg)		
$d$	$D$	$T$	$B$	$C$	$r^{(1)}$ min.	$r_1$ min.	$C_r$	$C_{0r}$	$C_u$	Grease lub.	Oil lub.			Inner ring	Outer ring	$d_a$	$d_b$	$D_a$	$D_b$		$r_a$ max.	$r_b$ max.	$e$	$Y_1$	$Y_0$
<b>30.162</b>	68.262	22.225	22.225	17.462	2.4	1.6	70.2	71.1	10.0	6 000	7 900	<b>M88043</b>	<b>M88010</b>	19.2	43.5	39.5	58.0	65.0	2.4	1.6	0.55	1.10	0.60	0.258	0.144
<b>30.213</b>	62.000	19.050	20.638	14.288	3.6	1.2	55.7	50.7	7.30	6 400	8 600	<b>15118</b>	<b>15245</b>	13.2	41.5	35.5	55.0	58.0	3.6	1.2	0.35	1.71	0.94	0.181	0.081
	62.000	19.050	20.638	14.288	1.6	1.2	55.7	50.7	7.30	6 400	8 600	<b>15119</b>	<b>15245</b>	13.2	37.5	35.5	55.0	58.0	1.6	1.2	0.35	1.71	0.94	0.183	0.081
	62.000	19.050	20.638	14.288	0.8	1.2	55.7	50.7	7.30	6 400	8 600	<b>15120</b>	<b>15245</b>	13.2	36.0	35.5	55.0	58.0	0.8	1.2	0.35	1.71	0.94	0.183	0.081
<b>30.226</b>	69.012	19.845	19.583	15.875	0.8	3.2	57.7	55.0	7.95	5 900	7 800	<b>14116</b>	<b>14274</b>	15.5	37.0	36.5	59.0	63.0	0.8	3.2	0.38	1.57	0.86	0.226	0.131
<b>31.750</b>	58.738	14.684	15.080	10.716	1.0	1.0	37.0	33.3	4.60	6 600	8 900	<b>08125</b>	<b>08231</b>	13.5	37.5	36.0	52.0	55.0	1.0	1.0	0.48	1.26	0.69	0.109	0.056
	59.131	15.875	16.764	11.811	SP	1.2	44.8	43.1	6.05	6 600	8 800	<b>LM67048</b>	<b>LM67010</b>	13.0	42.5	36.0	52.0	56.0	3.5	1.2	0.41	1.46	0.80	0.120	0.062
	62.000	18.161	19.050	14.288	SP	1.2	55.7	50.7	7.30	6 400	8 600	<b>15123</b>	<b>15245</b>	13.2	42.5	36.5	55.0	58.0	3.5	1.2	0.35	1.71	0.94	0.157	0.081
	62.000	19.050	20.638	14.288	3.6	1.2	55.7	50.7	7.30	6 400	8 600	<b>15125</b>	<b>15245</b>	13.2	42.5	36.5	55.0	58.0	3.6	1.2	0.35	1.71	0.94	0.169	0.081
	62.000	19.050	20.638	14.288	0.8	1.2	55.7	50.7	7.30	6 400	8 600	<b>15126</b>	<b>15245</b>	13.2	37.0	36.5	55.0	58.0	0.8	1.2	0.35	1.71	0.94	0.171	0.081
	66.421	25.400	25.357	20.638	0.8	3.2	89.2	85.1	12.7	6 000	8 000	<b>2580</b>	<b>2520</b>	16.0	38.5	37.5	57.0	62.5	0.8	3.2	0.27	2.19	1.21	0.281	0.123
	68.262	22.225	22.225	17.462	3.6	1.6	63.7	61.1	8.80	6 000	8 000	<b>02475</b>	<b>02420</b>	17.1	44.5	38.5	59.0	63.0	3.6	1.6	0.42	1.44	0.79	0.224	0.150
	68.262	22.225	22.225	17.462	0.8	1.6	63.7	61.1	8.80	6 000	8 000	<b>02476</b>	<b>02420</b>	17.1	39.0	38.5	59.0	63.0	0.8	1.6	0.42	1.44	0.79	0.226	0.150
	68.262	22.225	22.225	17.462	1.6	1.6	70.2	71.1	10.0	6 000	7 900	<b>M88046</b>	<b>M88010</b>	19.2	43.0	40.5	58.0	65.0	1.6	1.6	0.55	1.10	0.60	0.245	0.144
	73.025	22.225	22.225	17.462	3.6	3.2	68.8	65.7	9.55	5 600	7 400	<b>02875</b>	<b>02820</b>	17.1	45.5	39.5	62.0	68.0	3.6	3.2	0.45	1.32	0.73	0.293	0.158
	73.025	22.225	22.225	17.462	0.8	3.2	68.8	65.7	9.55	5 500	7 400	<b>02876</b>	<b>02820</b>	17.1	40.0	39.5	62.0	68.0	0.8	3.2	0.45	1.32	0.73	0.293	0.158
	73.025	29.370	27.783	23.020	1.2	3.2	93.0	101	14.2	5 600	7 500	<b>HM88542</b>	<b>HM88510</b>	23.4	45.5	42.5	59.0	70.0	1.2	3.2	0.55	1.10	0.60	0.377	0.238
	73.812	29.370	27.783	23.020	1.2	3.2	93.0	101	14.2	5 600	7 500	<b>HM88542</b>	<b>HM88512</b>	23.4	45.5	42.5	59.0	70.0	1.2	3.2	0.55	1.10	0.60	0.377	0.254
<b>33.338</b>	68.262	22.225	22.225	17.462	0.8	1.6	70.2	71.1	10.0	6 000	7 900	<b>M88048</b>	<b>M88010</b>	19.2	42.5	41.0	58.0	65.0	0.8	1.6	0.55	1.10	0.60	0.231	0.144
	72.000	19.000	18.923	15.875	3.6	1.6	69.8	60.0	8.85	5 900	7 800	<b>26131</b>	<b>26283</b>	14.3	44.5	38.5	62.0	65.0	3.6	1.6	0.36	1.67	0.92	0.200	0.163
	73.025	29.370	27.783	23.020	0.8	3.2	93.0	101	14.2	5 600	7 500	<b>HM88547</b>	<b>HM88510</b>	23.4	45.5	42.6	59.0	70.0	0.8	3.2	0.55	1.10	0.60	0.360	0.238
	76.200	29.370	28.575	23.020	0.8	3.2	99.5	107	15.2	5 400	7 200	<b>HM89443</b>	<b>HM89410</b>	23.9	46.5	44.6	62.0	73.0	0.8	3.2	0.55	1.10	0.60	0.415	0.254
<b>34.925</b>	65.088	18.034	18.288	13.970	SP	1.2	60.0	58.5	8.40	6 000	8 000	<b>LM48548</b>	<b>LM48510</b>	14.3	46.0	40.0	58.0	61.0	3.5	1.2	0.38	1.59	0.88	0.164	0.086
	69.012	26.982	26.721	15.875	0.8	1.2	57.7	55.0	7.95	5 900	7 800	<b>14136A</b>	<b>14276</b>	22.6	40.0	38.0	60.0	63.0	0.8	1.2	0.38	1.57	0.86	0.254	0.133
	72.233	25.400	25.400	19.842	2.4	2.4	83.8	87.4	12.4	5 700	7 600	<b>HM88649</b>	<b>HM88610</b>	20.7	48.5	42.5	60.0	69.0	2.4	2.4	0.55	1.10	0.60	0.301	0.185

[Note] 1) SP indicates the specially chamfered from.

[Remark] Inch series tapered roller bearings with bore diameter larger than 100 mm are shown in catalog "large size ball & roller bearings".

Single-row tapered roller bearings  
inch series

$d$  (34.925) ~ (38.100) mm



Boundary dimensions (mm)						Basic load ratings (kN)		Fatigue load limit (kN)	Limiting speeds (min <sup>-1</sup> )		Bearing No. <sup>2)</sup>	Load center (mm)	Mounting dimensions (mm)					Constant $e$	Axial load factors		(Refer.) Mass (kg)				
$d$	$D$	$T$	$B$	$C$	$r_1^{1)}$ min.	$r_1^{1)}$ min.	$C_r$	$C_{0r}$	$C_u$	Grease lub.			Oil lub.	Inner ring	Outer ring	$d_a$	$d_b$		$D_a$	$D_b$	$r_a$ max.	$r_b$ max.	$Y_1$	$Y_0$	Inner ring
<b>34.925</b>	72.238	20.638	20.638	15.875	3.6	1.2	62.3	61.3	8.90	5 600	7 400	<b>16137</b>	<b>16284</b>	16.6	46.5	40.5	63.0	67.0	3.6	1.2	0.40	1.49	0.82	0.236	0.144
	73.025	22.225	22.225	17.462	3.6	3.2	68.8	65.7	9.55	5 500	7 400	<b>02877</b>	<b>02820</b>	18.4	48.5	42.0	62.0	68.0	3.6	3.2	0.45	1.32	0.73	0.262	0.158
	73.025	22.225	22.225	17.462	0.8	3.2	68.8	65.7	9.55	5 500	7 400	<b>02878</b>	<b>02820</b>	18.4	42.5	42.0	62.0	68.0	0.8	3.2	0.45	1.32	0.73	0.265	0.158
	73.025	23.812	24.608	19.050	1.6	0.8	90.1	87.3	13.1	5 600	7 400	<b>25877R</b>	<b>25821</b>	15.8	43.0	40.5	65.0	68.0	1.6	0.8	0.29	2.07	1.14	0.310	0.165
	73.025	26.988	26.975	22.225	3.6	1.6	97.2	94.1	13.9	5 700	7 600	<b>23690</b>	<b>23620</b>	18.8	49.0	42.0	64.0	68.0	3.6	1.6	0.37	1.62	0.89	0.326	0.212
	76.200	20.638	20.940	15.507	1.6	1.2	71.6	65.9	9.70	5 300	7 000	<b>28137</b>	<b>28300</b>	16.5	43.5	41.0	68.0	71.0	1.6	1.2	0.40	1.49	0.82	0.315	0.137
	76.200	23.812	25.654	19.050	3.6	3.2	92.6	92.2	13.8	5 400	7 200	<b>2796R</b>	<b>2720</b>	15.9	47.5	41.0	66.0	70.0	3.6	3.2	0.30	1.98	1.09	0.344	0.185
	76.200	29.370	28.575	23.812	1.6	3.2	101	97.4	14.4	5 400	7 200	<b>31594</b>	<b>31520</b>	21.6	46.0	43.5	64.0	72.0	1.6	3.2	0.40	1.49	0.82	0.388	0.232
	79.375	29.370	29.771	23.812	3.6	3.2	109	105	15.7	5 200	6 900	<b>3478</b>	<b>3420</b>	20.8	50.0	43.5	67.0	74.0	3.6	3.2	0.37	1.64	0.90	0.462	0.256
	87.312	30.162	30.886	23.812	3.6	3.2	120	120	18.2	4 600	6 200	<b>3581R</b>	<b>3525</b>	20.5	48.0	45.5	75.0	81.0	3.6	3.2	0.31	1.96	1.08	0.622	0.300
95.250	27.783	29.901	22.225	0.8	2.4	129	122	18.8	4 500	5 900	<b>449</b>	<b>432</b>	18.4	44.0	43.5	83.0	87.0	0.8	2.4	0.28	2.11	1.16	0.686	0.384	
<b>34.980</b>	59.131	15.875	16.764	11.938	SP	1.2	44.9	48.5	6.85	6 400	8 500	<b>L68149</b>	<b>L68110</b>	13.2	45.5	39.0	53.0	56.0	3.5	1.2	0.42	1.44	0.79	0.112	0.056
	59.975	15.875	16.764	11.938	SP	1.2	44.9	48.5	6.85	6 400	8 500	<b>L68149</b>	<b>L68111</b>	13.2	45.5	39.0	53.0	56.0	3.5	1.2	0.42	1.44	0.79	0.112	0.063
<b>35.000</b>	79.375	23.812	25.400	19.050	0.8	0.8	101	105	15.8	5 000	6 700	<b>26883R</b>	<b>26822</b>	16.4	42.5	42.0	71.0	74.0	0.8	0.8	0.32	1.88	1.04	0.414	0.186
	80.000	21.000	22.403	17.826	0.8	1.2	85.0	74.8	11.4	4 900	6 600	<b>339</b>	<b>332</b>	15.1	42.5	41.5	73.0	75.0	0.8	1.2	0.27	2.20	1.21	0.385	0.144
<b>35.717</b>	72.233	25.400	25.400	19.842	3.6	2.4	83.8	87.4	12.4	5 700	7 600	<b>HM88648</b>	<b>HM88610</b>	20.7	52.0	42.5	60.0	69.0	3.6	2.4	0.55	1.10	0.60	0.291	0.185
<b>36.487</b>	73.025	23.812	24.608	19.050	1.6	0.8	90.1	87.3	13.1	5 600	7 400	<b>25880R</b>	<b>25821</b>	15.8	44.0	42.0	65.0	68.0	1.6	0.8	0.29	2.07	1.14	0.294	0.165
	73.025	23.812	25.654	19.050	3.6	0.8	92.6	92.2	13.8	5 400	7 200	<b>2794R</b>	<b>2735X</b>	15.9	49.0	42.5	66.0	69.0	3.6	0.8	0.30	1.98	1.09	0.344	0.134
<b>36.512</b>	76.200	29.370	28.575	23.020	3.6	0.8	99.5	107	15.2	5 400	7 200	<b>HM89449</b>	<b>HM89411</b>	23.9	54.0	44.5	65.0	73.0	3.6	0.8	0.55	1.10	0.60	0.386	0.258
	79.375	23.812	25.400	19.050	0.8	0.8	101	105	15.8	5 000	6 700	<b>26877R</b>	<b>26822</b>	16.4	44.0	43.0	71.0	74.0	0.8	0.8	0.32	1.88	1.04	0.404	0.186
	79.375	29.370	29.771	23.812	0.8	3.2	109	105	15.7	5 200	6 900	<b>3479</b>	<b>3420</b>	20.8	45.5	44.5	67.0	74.0	0.8	3.2	0.37	1.64	0.90	0.429	0.259
	85.725	30.162	30.162	23.812	0.8	3.2	135	136	20.3	4 800	6 400	<b>3878</b>	<b>3820</b>	22.9	48.0	47.0	73.0	81.0	0.8	3.2	0.40	1.49	0.82	0.605	0.285
<b>38.000</b>	63.000	17.000	17.000	13.500	SP	SP	54.7	58.2	8.25	6 000	8 000	<b>JL69349</b>	<b>JL69310</b>	14.6	49.0	41.0	60.0	56.5	3.5	1.2	0.42	1.44	0.79	0.128	0.070
<b>38.100</b>	63.500	12.700	11.908	9.525	1.6	0.8	32.1	33.1	4.60	5 800	7 700	<b>13889</b>	<b>13830</b>	11.9	45.0	42.5	59.0	60.0	1.6	0.8	0.35	1.73	0.95	0.104	0.045

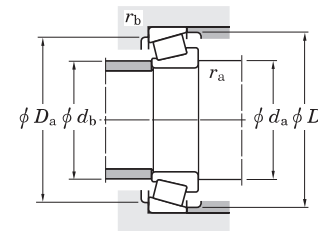
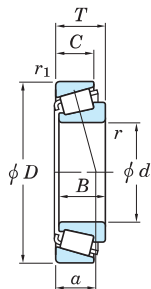
[Notes] 1) SP indicates the specially chamfered from.  
2) To the bearings with supplementary code "J" attached at the front of bearing number, tolerances shown in table 7-8 on page A72 are applied.

[Remark] Inch series tapered roller bearings with bore diameter larger than 100 mm are shown in catalog "large size ball & roller bearings".



# Single-row tapered roller bearings inch series

$d$  (38.100) ~ (40.000) mm



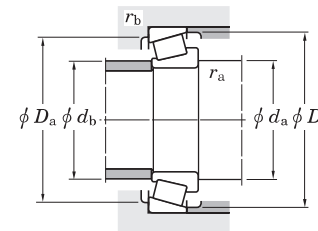
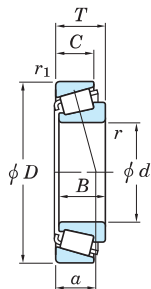
Boundary dimensions (mm)						Basic load ratings (kN)		Fatigue load limit (kN)	Limiting speeds (min <sup>-1</sup> )		Bearing No.	Load center (mm)	Mounting dimensions (mm)					Constant $e$	Axial load factors		(Refer.) Mass (kg)				
$d$	$D$	$T$	$B$	$C$	$r_1^{1)}$ min.	$r_1$ min.	$C_r$	$C_{0r}$	$C_u$	Grease lub.			Oil lub.	Inner ring	Outer ring	$d_a$	$d_b$		$D_a$	$D_b$	$r_a$ max.	$r_b$ max.	$e$	$Y_1$	$Y_0$
<b>38.100</b>	65.088	12.700	11.908	9.525	1.6	0.8	32.1	33.1	4.60	5 800	7 700	<b>13889</b>	<b>13836</b>	11.9	45.0	42.5	59.0	61.0	1.6	0.8	0.35	1.73	0.95	0.104	0.046
	65.088	18.034	18.288	13.970	SP	1.2	53.9	56.5	8.15	5 800	7 800	<b>LM29748</b>	<b>LM29710</b>	13.8	49.0	42.5	59.0	62.0	3.5	1.2	0.33	1.80	0.99	0.154	0.079
	65.088	19.812	18.288	15.748	2.4	1.2	53.9	56.5	8.15	5 800	7 800	<b>LM29749</b>	<b>LM29711</b>	15.6	46.0	42.5	58.0	62.0	2.4	1.2	0.33	1.80	0.99	0.159	0.092
	69.012	19.050	19.050	15.083	2.0	2.4	61.7	62.0	8.95	5 600	7 500	<b>13687</b>	<b>13621</b>	16.1	46.5	43.0	61.0	65.0	2.0	2.4	0.40	1.49	0.82	0.191	0.102
	71.438	15.875	16.520	11.908	1.6	1.0	57.6	53.8	7.70	5 700	7 600	<b>19150R</b>	<b>19281</b>	14.5	45.0	43.0	63.0	66.0	1.6	1.0	0.44	1.35	0.74	0.167	0.105
	71.996	17.018	16.520	14.288	1.6	1.6	57.6	53.8	7.70	5 700	7 600	<b>19150R</b>	<b>19283</b>	15.7	45.0	43.0	63.0	66.0	1.6	1.6	0.44	1.35	0.74	0.167	0.132
	71.996	19.000	20.638	14.237	3.6	1.6	62.3	61.3	8.90	5 600	7 400	<b>16150</b>	<b>16282</b>	15.0	49.5	43.0	63.0	67.0	3.6	1.6	0.40	1.49	0.82	0.207	0.121
	72.238	20.638	20.638	15.875	3.6	1.2	62.3	61.3	8.90	5 600	7 400	<b>16150</b>	<b>16284</b>	16.6	49.5	43.0	63.0	67.0	3.6	1.2	0.40	1.49	0.82	0.207	0.144
	72.238	23.812	20.638	19.050	3.6	2.4	62.3	61.3	8.90	5 600	7 400	<b>16150</b>	<b>16283</b>	19.8	49.5	43.0	61.0	67.0	3.6	2.4	0.40	1.49	0.82	0.207	0.183
	73.025	23.812	25.654	19.050	3.6	0.8	92.6	92.2	13.8	5 400	7 200	<b>2788R</b>	<b>2735X</b>	15.9	50.0	43.5	66.0	69.0	3.6	0.8	0.30	1.98	1.09	0.308	0.134
	76.200	23.812	25.654	19.050	3.6	0.8	92.6	92.2	13.8	5 400	7 200	<b>2788R</b>	<b>2729</b>	15.9	50.0	43.5	68.0	70.0	3.6	0.8	0.30	1.98	1.09	0.308	0.189
	79.375	29.370	29.771	23.812	3.6	3.2	109	105	15.7	5 200	6 900	<b>3490</b>	<b>3420</b>	20.8	52.0	45.9	67.0	74.0	3.6	3.2	0.37	1.64	0.90	0.419	0.256
	80.035	21.432	20.940	15.875	1.6	1.6	71.6	65.9	9.70	5 300	7 000	<b>28150</b>	<b>28317</b>	16.9	45.5	43.5	69.0	73.0	1.6	1.6	0.40	1.49	0.82	0.285	0.201
	80.035	24.608	23.698	18.512	0.8	1.6	91.6	91.6	13.3	5 200	6 900	<b>27880</b>	<b>27820</b>	22.2	48.0	47.0	68.0	75.0	0.8	1.6	0.56	1.07	0.59	0.378	0.208
	80.035	24.608	23.698	18.512	3.6	1.6	91.6	91.6	13.3	5 200	6 900	<b>27881</b>	<b>27820</b>	22.2	53.0	47.0	68.0	75.0	3.6	1.6	0.56	1.07	0.59	0.378	0.208
	82.550	29.370	28.575	23.020	0.8	3.2	109	117	16.9	4 900	6 600	<b>HM801346</b>	<b>HM801310</b>	24.4	51.0	49.0	68.0	78.0	0.8	3.2	0.55	1.10	0.60	0.483	0.282
	82.550	29.370	28.575	23.020	2.4	3.2	109	117	16.9	4 900	6 600	<b>HM801346X</b>	<b>HM801310</b>	24.4	54.0	49.0	68.0	78.0	2.4	3.2	0.55	1.10	0.60	0.483	0.282
	82.931	23.812	25.400	19.050	0.8	0.8	96.8	100	15.1	4 800	6 300	<b>25572</b>	<b>25520</b>	17.5	46.0	46.0	74.0	77.0	0.8	0.8	0.33	1.79	0.99	0.437	0.203
88.501	26.988	29.083	22.225	3.6	1.6	123	112	17.2	4 900	6 500	<b>418</b>	<b>414</b>	16.9	51.0	44.5	77.0	80.0	3.6	1.6	0.26	2.28	1.25	0.523	0.325	
90.488	39.688	40.386	33.338	1.6	3.2	166	169	25.9	4 500	6 000	<b>4375</b>	<b>4335</b>	25.6	51.0	48.5	77.0	85.0	1.6	3.2	0.28	2.11	1.16	0.841	0.459	
101.600	34.925	36.068	26.988	3.6	3.2	164	159	24.8	4 000	5 300	<b>525</b>	<b>522</b>	22.2	54.0	48.0	89.0	95.0	3.6	3.2	0.29	2.10	1.16	1.05	0.411	
<b>39.688</b>	73.025	16.667	17.462	12.700	0.8	1.6	57.6	55.8	8.15	5 200	6 900	<b>18587</b>	<b>18520</b>	14.5	46.0	46.0	66.0	69.0	0.8	1.6	0.35	1.71	0.94	0.215	0.085
	73.025	23.812	25.654	19.050	3.6	0.8	92.6	92.2	13.8	5 400	7 200	<b>2789R</b>	<b>2735X</b>	15.9	52.0	45.0	66.0	69.0	3.6	0.8	0.30	1.98	1.09	0.288	0.134
	80.167	29.370	30.391	23.812	0.8	3.2	114	106	16.2	5 000	6 700	<b>3386</b>	<b>3320</b>	18.7	46.5	45.5	70.0	75.0	0.8	3.2	0.27	2.20	1.21	0.442	0.217
	84.138	29.370	30.391	23.812	3.6	3.2	114	106	16.2	5 000	6 700	<b>3382</b>	<b>3328</b>	18.7	52.0	45.5	72.0	76.0	3.6	3.2	0.27	2.20	1.21	0.438	0.312
<b>40.000</b>	76.200	20.638	20.940	15.507	1.6	1.2	71.6	65.9	9.70	5 300	7 000	<b>28158</b>	<b>28300</b>	16.5	47.5	45.0	68.0	71.0	1.6	1.2	0.40	1.49	0.82	0.266	0.137
	80.000	21.000	22.403	17.826	3.6	1.2	85.0	74.8	11.4	4 900	6 600	<b>344</b>	<b>332</b>	15.1	52.0	45.5	73.0	75.0	3.6	1.2	0.27	2.20	1.21	0.334	0.144

[Note] 1) SP indicates the specially chamfered from.

[Remark] Inch series tapered roller bearings with bore diameter larger than 100 mm are shown in catalog "large size ball & roller bearings".

# Single-row tapered roller bearings inch series

$d$  (40.000) ~ 42.070 mm

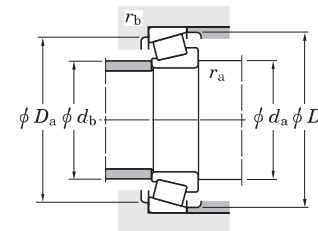
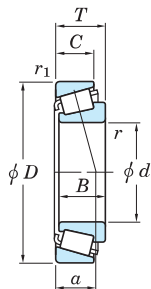


Boundary dimensions (mm)						Basic load ratings (kN)		Fatigue load limit (kN)	Limiting speeds (min <sup>-1</sup> )		Bearing No.	Load center (mm)	Mounting dimensions (mm)					Constant $e$	Axial load factors		(Refer.) Mass (kg)				
$d$	$D$	$T$	$B$	$C$	$r_{min.}$	$r_{1 min.}$	$C_r$	$C_{0r}$	$C_u$	Grease lub.			Oil lub.	Inner ring	Outer ring	$d_a$	$d_b$		$D_a$	$D_b$	$r_{a max.}$	$r_{b max.}$	$Y_1$	$Y_0$	Inner ring
<b>40.000</b>	80.000	21.000	22.403	17.826	0.8	1.2	85.0	74.8	11.4	4 900	6 600	<b>344A</b>	<b>332</b>	15.1	46.0	45.5	73.0	75.0	0.8	1.2	0.27	2.20	1.21	0.334	0.144
	85.000	20.638	21.692	17.462	0.8	1.2	89.6	81.7	12.4	4 600	6 200	<b>350A</b>	<b>354A</b>	15.5	47.5	46.5	77.0	80.0	0.8	1.2	0.31	1.96	1.08	0.416	0.162
	88.501	26.988	29.083	22.225	3.6	1.6	123	112	17.2	4 900	6 500	<b>420</b>	<b>414</b>	16.9	52.0	46.0	77.0	80.0	3.6	1.6	0.26	2.28	1.25	0.465	0.325
	107.950	36.512	36.957	28.575	3.6	3.2	172	172	26.8	3 800	5 100	<b>543</b>	<b>532X</b>	23.9	57.0	50.0	94.0	100.0	3.6	3.2	0.30	2.03	1.11	1.17	0.570
<b>40.483</b>	82.550	29.370	28.575	23.020	3.6	3.2	109	117	16.9	4 900	6 600	<b>HM801349</b>	<b>HM801310</b>	24.4	58.0	49.0	68.0	78.0	3.6	3.2	0.55	1.10	0.60	0.450	0.282
<b>41.275</b>	73.025	16.667	17.462	12.700	3.6	1.6	57.6	55.8	8.15	5 200	6 900	<b>18590</b>	<b>18520</b>	14.5	53.0	46.0	66.0	69.0	3.6	1.6	0.35	1.71	0.94	0.199	0.085
	73.431	19.558	19.812	14.732	3.6	0.8	72.5	73.0	10.6	5 200	7 000	<b>LM501349</b>	<b>LM501310</b>	16.1	53.0	46.5	67.0	70.0	3.6	0.8	0.40	1.50	0.83	0.227	0.107
	73.431	21.430	19.812	16.604	3.6	0.8	72.5	73.0	10.6	5 200	7 000	<b>LM501349</b>	<b>LM501314</b>	18.0	53.0	46.5	66.0	70.0	3.6	0.8	0.40	1.50	0.83	0.227	0.126
	73.431	23.012	19.812	18.186	3.6	2.4	72.5	73.0	10.6	5 200	7 000	<b>LM501349</b>	<b>LM501311</b>	16.1	53.0	46.5	64.0	70.0	3.6	2.4	0.40	1.50	0.83	0.227	0.140
	76.200	18.009	17.384	14.288	1.6	1.6	64.7	63.3	9.15	5 200	6 900	<b>11162R</b>	<b>11300</b>	17.5	49.0	46.5	67.0	72.0	1.6	1.6	0.49	1.23	0.68	0.221	0.127
	76.200	22.225	23.020	17.462	3.6	0.8	82.9	83.3	12.3	5 200	6 900	<b>24780R</b>	<b>24720</b>	17.4	54.0	47.0	68.0	72.0	3.6	0.8	0.39	1.53	0.84	0.275	0.148
	80.000	21.000	22.403	17.826	0.8	1.2	85.0	74.8	11.4	4 900	6 600	<b>336</b>	<b>332</b>	15.1	47.0	46.0	73.0	75.0	0.8	1.2	0.27	2.20	1.21	0.325	0.144
	80.000	21.000	22.403	17.826	3.6	1.2	85.0	74.8	11.4	4 900	6 600	<b>342</b>	<b>332</b>	15.1	53.0	46.0	73.0	75.0	3.6	1.2	0.27	2.20	1.21	0.317	0.144
	82.550	26.543	25.654	20.193	3.6	3.2	105	105	15.4	4 900	6 500	<b>M802048</b>	<b>M802011</b>	23.3	57.0	50.6	70.0	79.0	3.6	3.2	0.55	1.10	0.60	0.403	0.227
	85.725	30.162	30.162	23.812	3.6	1.2	135	136	20.3	4 800	6 400	<b>3877</b>	<b>3821</b>	22.9	57.0	50.3	75.0	81.0	3.6	1.2	0.40	1.49	0.82	0.506	0.324
	87.312	30.162	30.886	23.812	0.8	3.2	120	120	18.2	4 600	6 200	<b>3576R</b>	<b>3525</b>	20.5	49.0	48.0	75.0	81.0	0.8	3.2	0.31	1.96	1.08	0.533	0.300
	88.501	26.988	29.083	22.225	3.6	1.6	123	112	17.2	4 900	6 500	<b>419</b>	<b>414</b>	16.9	54.0	47.0	77.0	80.0	3.6	1.6	0.26	2.28	1.25	0.441	0.325
	88.900	20.638	22.225	16.513	3.6	1.2	92.9	87.3	13.3	4 400	5 800	<b>365A</b>	<b>362A</b>	16.1	55.0	48.5	81.0	84.0	3.6	1.2	0.32	1.88	1.03	0.458	0.164
	88.900	30.162	29.370	23.020	0.8	3.2	124	125	18.5	4 600	6 100	<b>HM803145</b>	<b>HM803110</b>	26.1	54.0	53.0	74.0	85.0	0.8	3.2	0.55	1.10	0.60	0.577	0.318
	88.900	30.162	29.370	23.020	3.6	3.2	124	125	18.5	4 600	6 100	<b>HM803146</b>	<b>HM803110</b>	26.1	60.0	53.0	74.0	85.0	3.6	3.2	0.55	1.10	0.60	0.574	0.318
	90.488	39.688	40.386	33.338	3.6	3.2	166	169	25.9	4 500	6 000	<b>4388</b>	<b>4335</b>	25.6	57.0	51.0	77.0	85.0	3.6	3.2	0.28	2.11	1.16	0.775	0.454
	93.662	31.750	31.750	26.195	0.8	3.2	132	134	20.2	4 400	5 800	<b>46162</b>	<b>46368</b>	24.0	52.0	51.0	79.0	87.0	0.8	3.2	0.40	1.49	0.82	0.695	0.403
	95.250	30.162	29.370	23.020	3.6	3.2	130	140	20.7	3 300	4 400	<b>HM804840</b>	<b>HM804810</b>	26.5	61.0	54.0	81.0	91.0	3.6	3.2	0.55	1.10	0.60	0.719	0.351
	101.600	34.925	36.068	26.988	3.6	3.2	164	159	24.8	4 000	5 300	<b>526</b>	<b>522</b>	22.2	57.0	50.0	89.0	95.0	3.6	3.2	0.29	2.10	1.16	1.02	0.411
	104.775	36.512	36.512	28.575	1.6	3.2	176	195	29.3	3 800	5 100	<b>HM807035</b>	<b>HM807010</b>	29.3	60.0	57.0	89.0	100.0	1.6	3.2	0.49	1.23	0.68	1.19	0.497
<b>42.070</b>	90.488	39.688	40.386	33.338	3.6	3.2	166	169	25.9	4 500	6 000	<b>4395</b>	<b>4335</b>	25.6	58.0	51.0	77.0	85.0	3.6	3.2	0.28	2.11	1.16	0.751	0.459

[Remark] Inch series tapered roller bearings with bore diameter larger than 100 mm are shown in catalog "large size ball & roller bearings".

Single-row tapered roller bearings  
inch series

d 42.862 ~ 45.000 mm



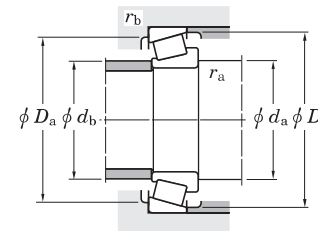
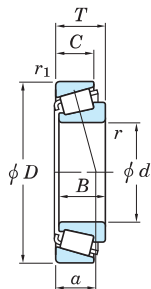
Boundary dimensions (mm)							Basic load ratings (kN)		Fatigue load limit (kN)	Limiting speeds (min <sup>-1</sup> )		Bearing No.	Load center (mm)	Mounting dimensions (mm)					Constant e	Axial load factors		(Refer.) Mass (kg)			
d	D	T	B	C	r <sub>min.</sub>	r <sub>1 min.</sub>	C <sub>r</sub>	C <sub>0r</sub>	C <sub>u</sub>	Grease lub.	Oil lub.			Inner ring	Outer ring	d <sub>a</sub>	d <sub>b</sub>	D <sub>a</sub>		D <sub>b</sub>	r <sub>a max.</sub>	r <sub>b max.</sub>	Y <sub>1</sub>	Y <sub>0</sub>	Inner ring
<b>42.862</b>	76.992	17.463	17.145	11.908	1.6	1.6	60.8	62.2	8.95	5 000	6 600	<b>12168</b>	<b>12303</b>	17.5	51.0	48.5	68.0	73.0	1.6	1.6	0.51	1.19	0.65	0.220	0.097
<b>42.875</b>	79.375	23.812	25.400	19.050	3.6	0.8	101	105	15.8	5 000	6 700	<b>26884R</b>	<b>26822</b>	16.1	55.0	48.5	71.0	74.0	3.6	0.8	0.32	1.88	1.04	0.314	0.186
	82.931	23.812	25.400	19.050	3.6	0.8	96.8	100	15.1	4 800	6 300	<b>25577</b>	<b>25520</b>	17.5	55.0	49.0	74.0	77.0	3.6	0.8	0.33	1.79	0.99	0.382	0.200
<b>44.450</b>	73.025	18.258	18.258	15.083	1.6	1.6	59.4	65.5	9.50	5 100	6 800	<b>L102849</b>	<b>L102810</b>	14.6	51.0	49.0	66.0	69.0	1.6	1.6	0.32	1.88	1.04	0.183	0.102
	76.992	17.463	17.145	11.908	1.6	1.6	60.8	62.2	8.95	5 000	6 600	<b>12175</b>	<b>12303</b>	17.5	52.0	49.5	68.0	73.0	1.6	1.6	0.51	1.19	0.65	0.206	0.097
	79.375	17.462	17.462	13.495	2.8	1.6	59.2	59.1	8.65	4 800	6 400	<b>18685</b>	<b>18620</b>	16.0	54.0	49.5	71.0	74.0	2.8	1.6	0.37	1.60	0.88	0.214	0.126
	82.931	23.812	25.400	19.050	5.2	0.8	96.8	100	15.1	4 800	6 300	<b>25582</b>	<b>25520</b>	17.5	59.0	51.0	74.0	77.0	5.2	0.8	0.33	1.79	0.99	0.361	0.200
	84.138	30.162	30.886	23.812	3.6	3.2	120	120	18.2	4 600	6 200	<b>3578R</b>	<b>3520</b>	20.5	57.0	51.0	74.0	79.5	3.6	3.2	0.31	1.96	1.08	0.479	0.221
	85.000	20.638	21.692	17.462	2.4	1.2	89.6	81.7	12.4	4 600	6 200	<b>355</b>	<b>354A</b>	15.5	54.0	50.0	77.0	80.0	2.4	1.2	0.31	1.96	1.08	0.344	0.160
	85.000	20.638	21.692	17.462	0.8	1.2	89.6	81.7	12.4	4 600	6 200	<b>355A</b>	<b>354A</b>	15.5	51.0	50.0	77.0	80.0	0.8	1.2	0.31	1.96	1.08	0.344	0.160
	88.900	30.162	29.370	23.020	3.6	3.2	124	125	18.5	4 600	6 100	<b>HM803149</b>	<b>HM803110</b>	26.1	62.0	53.4	74.0	85.0	3.6	3.2	0.55	1.10	0.60	0.525	0.318
	93.662	31.750	31.750	25.400	3.6	3.2	131	123	18.8	4 400	5 900	<b>49175</b>	<b>49368</b>	22.9	59.0	53.0	82.0	87.0	3.6	3.2	0.36	1.67	0.92	0.645	0.371
	93.662	31.750	31.750	26.195	0.8	3.2	132	134	20.2	4 400	5 800	<b>46175</b>	<b>46368</b>	24.0	55.0	54.0	79.0	87.0	0.8	3.2	0.40	1.49	0.82	0.609	0.403
	93.662	31.750	31.750	26.195	3.6	3.2	132	134	20.2	4 400	5 800	<b>46176</b>	<b>46368</b>	24.0	60.0	54.0	79.0	87.0	3.6	3.2	0.40	1.49	0.82	0.609	0.403
	95.250	27.783	28.575	22.225	0.8	2.4	135	141	21.6	4 100	5 400	<b>33885</b>	<b>33821</b>	20.4	53.0	53.0	85.0	90.0	0.8	2.4	0.33	1.82	1.00	0.714	0.264
	95.250	27.783	29.901	22.225	3.6	0.8	129	122	18.8	4 500	5 900	<b>438</b>	<b>432A</b>	18.4	57.0	51.0	84.0	87.0	3.6	0.8	0.28	2.11	1.16	0.555	0.375
	95.250	30.162	29.370	23.020	0.8	2.4	130	140	20.7	3 300	4 400	<b>HM804842</b>	<b>HM804810</b>	26.5	57.0	57.0	81.0	91.0	0.8	2.4	0.55	1.10	0.60	0.673	0.351
	95.250	30.162	29.370	23.020	3.6	2.4	130	140	20.7	3 300	4 400	<b>HM804843</b>	<b>HM804810</b>	26.5	63.0	57.0	81.0	91.0	3.6	2.4	0.55	1.10	0.60	0.670	0.351
	98.425	30.162	31.750	25.400	0.8	3.2	143	143	21.9	3 900	5 200	<b>49576</b>	<b>49520</b>	24.1	55.0	54.0	88.0	96.0	0.8	3.2	0.40	1.50	0.82	0.856	0.384
	101.600	34.925	36.068	26.988	3.6	3.2	164	159	24.8	4 000	5 300	<b>527</b>	<b>522</b>	22.2	59.0	53.0	89.0	95.0	3.6	3.2	0.29	2.10	1.16	0.939	0.411
	104.775	36.512	36.512	28.575	3.6	3.2	176	195	29.3	3 800	5 100	<b>HM807040</b>	<b>HM807010</b>	29.3	66.0	59.0	89.0	100.0	3.6	3.2	0.49	1.23	0.68	1.13	0.497
111.125	38.100	36.957	30.162	3.6	3.2	172	172	26.8	3 800	5 100	<b>535</b>	<b>532A</b>	23.9	60.0	54.0	95.0	100.0	3.6	3.2	0.30	2.03	1.11	1.09	0.746	
120.650	41.275	41.275	31.750	3.6	3.2	218	217	34.0	3 500	4 600	<b>615</b>	<b>612</b>	27.3	62.0	56.0	105.0	110.0	3.6	3.2	0.31	1.91	1.05	1.48	0.853	
<b>44.983</b>	93.264	30.162	30.302	23.812	3.6	3.2	129	137	20.9	4 200	5 500	<b>3776</b>	<b>3720</b>	22.2	59.0	53.0	82.0	88.0	3.6	3.2	0.34	1.77	0.97	0.650	0.288
<b>45.000</b>	85.000	20.638	21.692	17.462	1.6	1.2	89.6	81.7	12.4	4 600	6 200	<b>358</b>	<b>354A</b>	15.5	52.5	50.0	77.0	80.0	1.6	1.2	0.31	1.96	1.08	0.338	0.162

[Remark] Inch series tapered roller bearings with bore diameter larger than 100 mm are shown in catalog 'large size ball & roller bearings'.



# Single-row tapered roller bearings inch series

$d$  45.242 ~ 49.212 mm

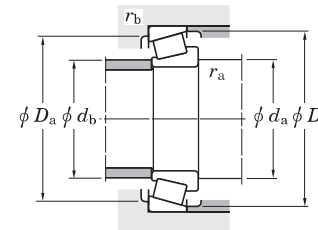
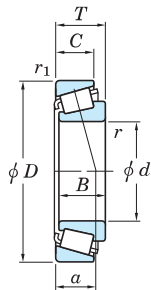


Boundary dimensions (mm)							Basic load ratings (kN)		Fatigue load limit	Limiting speeds (min <sup>-1</sup> )		Bearing No.	Load center (mm)	Mounting dimensions (mm)					Constant e	Axial load factors		(Refer.) Mass (kg)			
$d$	$D$	$T$	$B$	$C$	$r_{min.}$	$r_{1 min.}$	$C_r$	$C_{0r}$	(kN) $C_u$	Grease lub.	Oil lub.			Inner ring	Outer ring	$d_a$	$d_b$	$D_a$		$D_b$	$r_{a max.}$	$r_{b max.}$	$Y_1$	$Y_0$	Inner ring
<b>45.242</b>	73.431	19.558	19.812	15.748	3.6	0.8	70.0	78.1	11.4	5 100	6 700	<b>LM102949</b>	<b>LM102910</b>	14.7	56.0	50.0	68.0	70.0	3.6	0.8	0.31	1.97	1.08	0.209	0.100
	77.788	19.842	19.842	15.080	3.6	0.8	71.7	73.5	10.7	4 900	6 500	<b>LM603049</b>	<b>LM603011</b>	17.5	57.0	50.0	71.0	74.0	3.6	0.8	0.43	1.41	0.77	0.243	0.120
	77.788	21.430	19.842	16.667	3.6	0.8	71.7	73.5	10.7	4 900	6 500	<b>LM603049</b>	<b>LM603012</b>	19.1	57.0	50.0	71.0	74.0	3.6	0.8	0.43	1.41	0.77	0.243	0.138
	79.974	19.842	19.842	15.080	3.6	0.8	71.7	73.5	10.7	4 900	6 500	<b>LM603049</b>	<b>LM603014</b>	17.5	57.0	50.0	71.0	74.0	3.6	0.8	0.43	1.41	0.77	0.243	0.152
<b>45.618</b>	85.000	23.812	25.400	19.050	3.6	2.4	96.8	100	15.1	4 800	6 300	<b>25590</b>	<b>25526</b>	17.5	58.0	51.0	74.0	78.0	3.6	2.4	0.33	1.79	0.99	0.344	0.241
<b>45.987</b>	74.976	18.000	18.000	14.000	2.4	1.6	66.2	74.6	10.8	5 000	6 600	<b>LM503349R</b>	<b>LM503310</b>	16.0	53.0	51.0	67.0	72.0	2.4	1.6	0.40	1.49	0.82	0.207	0.095
<b>46.038</b>	79.375	17.462	17.462	13.495	2.8	1.6	59.2	59.1	8.65	4 800	6 400	<b>18690</b>	<b>18620</b>	16.0	56.0	51.0	71.0	74.0	2.8	1.6	0.37	1.60	0.88	0.208	0.123
	85.000	20.638	21.692	17.462	3.6	1.2	89.6	81.7	12.4	4 600	6 200	<b>359A</b>	<b>354A</b>	15.5	57.0	51.0	77.0	80.0	3.6	1.2	0.31	1.96	1.08	0.323	0.160
	85.000	20.638	21.692	17.462	2.4	1.2	89.6	81.7	12.4	4 600	6 200	<b>359S</b>	<b>354A</b>	15.5	55.0	51.0	77.0	80.0	2.4	1.2	0.31	1.96	1.08	0.323	0.160
	85.000	25.400	25.608	20.638	3.6	1.2	100	106	16.0	4 600	6 100	<b>2984</b>	<b>2924</b>	18.9	58.0	52.0	76.0	80.0	3.6	1.2	0.35	1.73	0.95	0.389	0.220
<b>47.625</b>	88.900	20.638	22.225	16.513	3.6	1.2	92.9	87.3	13.3	4 400	5 800	<b>369A</b>	<b>362A</b>	16.1	60.0	53.0	81.0	84.0	3.6	1.2	0.32	1.88	1.03	0.373	0.164
	88.900	25.400	25.400	19.050	3.6	3.2	109	112	16.6	4 400	5 900	<b>M804049</b>	<b>M804010</b>	23.6	62.0	55.0	76.0	85.0	3.6	3.2	0.55	1.10	0.60	0.450	0.216
	95.250	30.162	29.370	23.020	3.6	3.2	130	140	20.7	3 300	4 400	<b>HM804846</b>	<b>HM804810</b>	26.5	64.0	57.0	81.0	91.0	3.6	3.2	0.55	1.10	0.60	0.617	0.351
	96.838	21.000	21.946	15.875	0.8	0.8	101	101	15.3	3 900	5 200	<b>386A</b>	<b>382A</b>	17.4	56.0	55.0	89.0	92.0	0.8	0.8	0.35	1.69	0.93	0.563	0.177
	101.600	34.925	36.068	26.988	3.6	3.2	164	159	24.8	4 000	5 300	<b>528</b>	<b>522</b>	22.2	62.0	55.0	89.0	95.0	3.6	3.2	0.29	2.10	1.16	0.871	0.411
	104.775	30.162	29.317	24.605	4.8	3.2	136	144	22.2	3 700	4 900	<b>463</b>	<b>453X</b>	23.6	65.0	56.0	92.0	98.0	4.8	3.2	0.34	1.79	0.98	0.838	0.372
	104.775	30.162	29.317	24.605	0.8	3.2	136	144	22.2	3 700	4 900	<b>467</b>	<b>453X</b>	23.6	57.0	56.0	92.0	98.0	0.8	3.2	0.34	1.79	0.98	0.844	0.372
	104.775	30.162	30.958	23.812	3.6	3.2	157	165	25.6	3 700	4 900	<b>45282</b>	<b>45220</b>	22.2	64.0	59.0	93.0	99.0	3.6	3.2	0.33	1.80	0.99	0.940	0.345
<b>48.412</b>	95.250	30.162	29.370	23.020	2.4	3.2	130	140	20.7	3 300	4 400	<b>HM804848</b>	<b>HM804810</b>	26.5	63.0	57.5	81.0	91.0	2.4	3.2	0.55	1.10	0.60	0.606	0.351
	95.250	30.162	29.370	23.020	3.6	3.2	130	140	20.7	3 300	4 400	<b>HM804849</b>	<b>HM804810</b>	26.5	66.0	57.5	81.0	91.0	3.6	3.2	0.55	1.10	0.60	0.604	0.351
<b>49.212</b>	88.900	20.638	22.225	16.513	0.8	1.2	92.9	87.3	13.3	4 400	5 800	<b>365S</b>	<b>362A</b>	16.1	55.0	54.0	81.0	84.0	0.8	1.2	0.32	1.88	1.03	0.366	0.164
	104.775	36.512	36.512	28.575	3.6	3.2	176	195	29.3	3 800	5 100	<b>HM807044</b>	<b>HM807010</b>	29.3	69.0	63.0	89.0	100.0	3.6	3.2	0.49	1.23	0.68	1.03	0.497
	114.300	44.450	44.450	34.925	3.6	3.2	237	230	35.1	3 800	5 000	<b>65390</b>	<b>65320</b>	31.7	70.0	60.0	97.0	107.0	3.6	3.2	0.43	1.40	0.77	1.28	0.894
	114.300	44.450	44.450	36.068	3.6	3.2	265	263	35.4	3 700	5 000	<b>HH506348</b>	<b>HH506310</b>	30.6	71.0	61.0	97.0	107.0	3.6	3.2	0.40	1.49	0.82	1.49	0.834

[Remark] Inch series tapered roller bearings with bore diameter larger than 100 mm are shown in catalog "large size ball & roller bearings".

Single-row tapered roller bearings  
inch series

d 49.987 ~ (50.800) mm



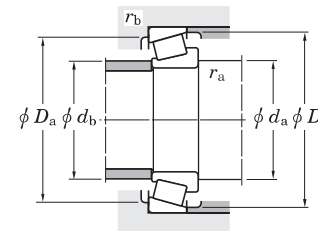
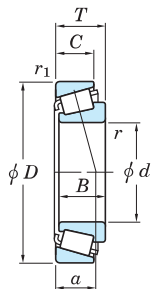
Boundary dimensions (mm)							Basic load ratings (kN)		Fatigue load limit (kN)	Limiting speeds (min <sup>-1</sup> )		Bearing No. <sup>1)</sup>	Load center (mm)	Mounting dimensions (mm)						Constant e	Axial load factors		(Refer.) Mass (kg)		
d	D	T	B	C	r <sub>min.</sub>	r <sub>1 min.</sub>	C <sub>r</sub>	C <sub>0r</sub>	C <sub>u</sub>	Grease lub.	Oil lub.			Inner ring	Outer ring	d <sub>a</sub>	d <sub>b</sub>	D <sub>a</sub>	D <sub>b</sub>		r <sub>a max.</sub>	r <sub>b max.</sub>	Y <sub>1</sub>	Y <sub>0</sub>	Inner ring
<b>49.987</b>	92.075	24.608	25.400	19.845	2.4	0.8	107	119	17.9	4 200	5 600	<b>28579R</b>	<b>28521</b>	19.9	60.0	56.0	83.0	87.0	2.4	0.8	0.38	1.59	0.87	0.463	0.247
<b>50.000</b>	82.000	21.501	21.501	17.000	3.0	0.5	90.0	97.9	14.7	4 500	6 000	<b>JLM104948</b>	<b>JLM104910</b>	16.2	60.0	55.0	76.0	78.0	3.0	0.5	0.31	1.97	1.08	0.304	0.128
	88.900	20.638	22.225	16.513	2.0	1.2	92.9	87.3	13.3	4 400	5 800	<b>365</b>	<b>362A</b>	16.1	58.0	55.0	81.0	84.0	2.0	1.2	0.32	1.88	1.03	0.346	0.164
	88.900	20.638	22.225	16.513	2.4	1.2	92.9	87.3	13.3	4 400	5 800	<b>366</b>	<b>362A</b>	16.1	59.0	55.0	81.0	84.0	2.4	1.2	0.32	1.88	1.03	0.351	0.166
	90.000	28.000	28.000	23.000	3.0	2.5	132	138	21.1	4 300	5 800	<b>JM205149</b>	<b>JM205110</b>	20.2	62.0	57.0	80.0	85.0	3.0	2.5	0.33	1.82	1.00	0.508	0.243
	105.000	37.000	36.000	29.000	3.0	2.8	186	205	30.6	3 800	5 100	<b>JHM807045</b>	<b>JHM807012</b>	29.4	69.0	63.0	90.0	100.0	3.0	2.8	0.49	1.23	0.68	1.01	0.523
110.000	22.000	21.996	18.824	0.8	1.2	109	116	17.7	3 400	4 500	<b>396</b>	<b>394A</b>	21.3	61.0	60.0	101.0	105.0	0.8	1.2	0.40	1.49	0.82	0.777	0.264	
<b>50.800</b>	80.962	18.258	18.258	14.288	1.6	1.6	67.8	81.1	11.8	4 600	6 100	<b>L305649R</b>	<b>L305610</b>	16.0	58.0	56.0	73.0	77.0	1.6	1.6	0.35	1.69	0.93	0.228	0.119
	82.550	21.590	22.225	16.510	3.6	1.2	77.0	84.3	12.5	4 500	6 000	<b>LM104949</b>	<b>LM104911</b>	16.4	62.0	55.0	75.0	78.0	3.6	1.2	0.31	1.97	1.08	0.287	0.131
	85.725	19.050	18.263	12.700	1.6	1.6	63.8	66.4	9.55	4 400	5 900	<b>18200</b>	<b>18337</b>	22.7	59.0	56.0	76.0	81.0	1.6	1.6	0.57	1.06	0.58	0.268	0.134
	88.900	17.462	17.462	13.495	3.6	1.2	62.5	65.5	9.55	4 400	5 900	<b>18790</b>	<b>18724</b>	17.4	62.0	56.0	78.0	82.0	3.6	1.2	0.41	1.48	0.81	0.226	0.190
	88.900	20.638	22.225	16.513	1.6	1.2	92.9	87.3	13.3	4 400	5 800	<b>368</b>	<b>362A</b>	16.1	58.0	56.0	81.0	84.0	1.6	1.2	0.32	1.88	1.03	0.333	0.164
	88.900	20.638	22.225	16.513	3.6	1.2	92.9	87.3	13.3	4 400	5 800	<b>368A</b>	<b>362A</b>	16.1	62.0	56.0	81.0	84.0	3.6	1.2	0.32	1.88	1.03	0.331	0.164
	88.900	20.638	22.225	16.513	5.2	1.2	92.9	87.3	13.3	4 400	5 800	<b>370A</b>	<b>362A</b>	16.1	65.0	56.0	81.0	84.0	5.2	1.2	0.32	1.88	1.03	0.326	0.164
	92.075	24.608	25.400	19.845	3.6	0.8	107	119	17.9	4 200	5 600	<b>28580R</b>	<b>28521</b>	19.9	63.0	57.0	83.0	87.0	3.6	0.8	0.38	1.59	0.87	0.453	0.247
	93.264	20.638	22.225	15.083	2.4	1.2	105	98.5	15.1	4 200	5 600	<b>375</b>	<b>374</b>	17.1	60.0	57.0	85.0	88.0	2.4	1.2	0.34	1.77	0.97	0.416	0.174
	93.264	30.162	30.302	23.812	3.6	3.2	129	137	20.9	4 200	5 500	<b>3780</b>	<b>3720</b>	22.2	64.0	58.0	82.0	88.0	3.6	3.2	0.34	1.77	0.97	0.547	0.288
	93.264	30.162	30.302	23.812	3.6	0.8	129	137	20.9	4 200	5 500	<b>3780</b>	<b>3730</b>	22.2	64.0	58.0	84.0	88.0	3.6	0.8	0.34	1.77	0.97	0.547	0.293
	95.250	27.783	28.575	22.225	3.6	0.8	135	141	21.6	4 100	5 400	<b>33889</b>	<b>33822</b>	20.4	64.0	58.0	86.0	90.0	3.6	0.8	0.33	1.82	1.00	0.604	0.267
	96.838	21.000	21.946	15.875	0.8	0.8	101	101	15.3	3 900	5 200	<b>385AX</b>	<b>382A</b>	17.4	59.0	58.0	89.0	92.0	0.8	0.8	0.35	1.69	0.93	0.521	0.177
	97.630	24.608	24.608	19.446	3.6	0.8	113	131	19.7	3 900	5 200	<b>28678</b>	<b>28622</b>	21.2	65.0	58.0	88.0	92.0	3.6	0.8	0.40	1.49	0.82	0.569	0.267
	98.425	30.162	30.302	23.812	3.6	3.2	129	137	20.9	4 200	5 500	<b>3780</b>	<b>3732</b>	22.2	64.0	58.0	84.0	90.0	3.6	3.2	0.34	1.77	0.97	0.547	0.433
	101.600	31.750	31.750	25.400	3.6	3.2	143	143	21.9	3 900	5 200	<b>49585</b>	<b>49520</b>	24.1	66.0	59.0	88.0	96.0	3.6	3.2	0.40	1.50	0.82	0.736	0.384
	101.600	34.925	36.068	26.988	0.8	3.2	164	159	24.8	4 000	5 300	<b>529</b>	<b>522</b>	22.2	59.0	58.0	89.0	95.0	0.8	3.2	0.29	2.10	1.16	0.806	0.411
	101.600	34.925	36.068	26.988	3.6	3.2	164	159	24.8	4 000	5 300	<b>529X</b>	<b>522</b>	22.2	65.0	58.0	89.0	95.0	3.6	3.2	0.29	2.10	1.16	0.802	0.411
	104.775	30.162	30.958	23.812	6.4	3.2	157	165	25.6	3 700	4 900	<b>45284</b>	<b>45220</b>	22.2	71.0	59.0	93.0	99.0	6.4	3.2	0.33	1.80	0.99	0.873	0.345
	104.775	36.512	36.512	28.575	3.6	3.2	185	187	28.6	3 900	5 100	<b>59200</b>	<b>59412</b>	26.9	68.0	61.0	92.0	99.0	3.6	3.2	0.40	1.49	0.82	0.767	0.623

[Note] 1) To the bearings with supplementary code "J" attached at the front of bearing number, tolerances shown in table 7-8 on page A72 are applied.

[Remark] Inch series tapered roller bearings with bore diameter larger than 100 mm are shown in catalog "large size ball & roller bearings".

Single-row tapered roller bearings  
inch series

$d$  (50.800) ~ (55.000) mm



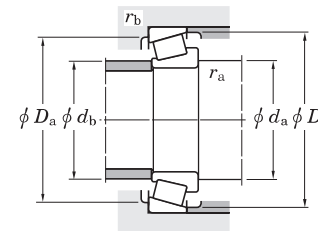
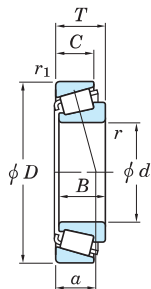
Boundary dimensions (mm)							Basic load ratings (kN)		Fatigue load limit (kN)	Limiting speeds (min <sup>-1</sup> )		Bearing No. <sup>1)</sup>	Load center (mm)	Mounting dimensions (mm)					Constant $e$	Axial load factors		(Refer.) Mass (kg)			
$d$	$D$	$T$	$B$	$C$	$r_{min.}$	$r1_{min.}$	$C_r$	$C_{0r}$	$C_u$	Grease lub.	Oil lub.			Inner ring	Outer ring	$d_a$	$d_b$	$D_a$		$D_b$	$r_{a,max.}$	$r_{b,max.}$	$Y_1$	$Y_0$	Inner ring
50.800	104.775	36.512	36.512	28.575	3.6	3.2	176	195	29.3	3 800	5 100	HM807046 4580 537 39575 619 65200	HM807010 4535 532X 39520 612 65500	29.3	70.0	63.0	89.0	100.0	3.6	3.2	0.49	1.23	0.68	0.995	0.497
	104.775	39.688	40.157	33.338	3.6	3.2	189	211	32.3	3 800	5 100			27.3	67.0	61.0	90.0	99.0	3.6	3.2	0.34	1.79	0.98	1.06	0.576
	107.950	36.512	36.957	28.575	3.6	3.2	172	172	26.8	3 800	5 100			23.9	65.0	59.0	94.0	100.0	3.6	3.2	0.30	2.03	1.11	0.969	0.569
	112.712	30.162	30.162	23.812	3.6	3.2	184	207	32.1	3 300	4 500			23.3	68.0	61.0	101.0	107.0	3.6	3.2	0.34	1.77	0.97	1.13	0.355
	120.650	41.275	41.275	31.750	3.6	3.2	218	217	34.0	3 500	4 600			27.3	67.0	61.0	105.0	110.0	3.6	3.2	0.31	1.91	1.05	1.44	0.853
	127.000	44.450	44.450	34.925	3.6	3.2	259	269	41.0	3 300	4 400			35.2	75.0	69.0	107.0	119.0	3.6	3.2	0.49	1.23	0.68	1.86	1.03
51.592	88.900	20.638	22.225	16.513	2.0	1.2	92.9	87.3	13.3	4 400	5 800	368S	362A	16.1	59.0	56.0	81.0	84.0	2.0	1.2	0.32	1.88	1.03	0.321	0.164
52.388	92.075	24.608	25.400	19.845	3.6	0.8	107	119	17.9	4 200	5 600	28584R 468	28521 453X	19.9	65.0	58.0	83.0	87.0	3.6	0.8	0.38	1.59	0.87	0.435	0.247
	104.775	30.162	29.317	24.605	1.6	3.2	136	144	22.2	3 700	4 900			23.6	62.0	60.0	92.0	98.0	1.6	3.2	0.34	1.79	0.98	0.748	0.372
53.975	88.900	19.050	19.050	13.492	2.4	2.0	79.1	86.8	12.6	4 200	5 600	LM806649 33895 456 HM807049 4595 539 539A 66212R 621 66584 5578R 557S 65212	LM806610 33822 453X HM807010 4535 532X 532X 66462 612 66520 5535 552A 65500	21.5	63.0	60.0	80.0	85.0	2.4	2.0	0.55	1.10	0.60	0.312	0.135
	95.250	27.783	28.575	22.225	1.6	0.8	135	141	21.6	4 100	5 400			20.4	63.0	60.0	86.0	90.0	1.6	0.8	0.33	1.82	1.00	0.550	0.267
	104.775	30.162	29.317	24.605	3.6	3.2	136	144	22.2	3 700	4 900			23.6	68.0	61.0	92.0	98.0	3.6	3.2	0.34	1.79	0.98	0.728	0.372
	104.775	36.512	36.512	28.575	3.6	3.2	176	195	29.3	3 800	5 100			29.3	73.0	63.0	89.0	100.0	3.6	3.2	0.49	1.23	0.68	0.921	0.497
	104.775	39.688	40.157	33.338	3.6	3.2	189	211	32.3	3 800	5 100			27.3	70.0	63.0	90.0	99.0	3.6	3.2	0.34	1.79	0.98	0.981	0.576
	107.950	36.512	36.957	28.575	3.6	3.2	172	172	26.8	3 800	5 100			23.9	68.0	61.0	94.0	100.0	3.6	3.2	0.30	2.03	1.11	0.894	0.569
	107.950	36.512	36.957	28.575	5.6	3.2	172	172	26.8	3 800	5 100			23.9	72.0	61.0	94.0	100.0	5.6	3.2	0.30	2.03	1.11	0.861	0.569
	117.475	33.338	31.750	23.812	3.6	3.2	162	152	23.2	3 500	4 600			33.2	73.0	67.0	100.0	111.0	3.6	3.2	0.63	0.96	0.53	1.03	0.552
	120.650	41.275	41.275	31.750	3.6	3.2	218	217	34.0	3 500	4 600			27.3	70.0	63.0	105.0	110.0	3.6	3.2	0.31	1.91	1.05	1.36	0.853
	122.238	33.338	31.750	23.812	3.6	3.2	160	153	23.3	3 300	4 300			35.4	75.0	68.0	105.0	116.0	3.6	3.2	0.67	0.90	0.50	1.25	0.551
	122.238	43.658	43.764	36.512	3.6	3.2	276	318	43.6	3 200	4 300			31.1	73.0	67.0	106.0	116.0	3.6	3.2	0.36	1.67	0.92	1.84	0.807
	123.825	38.100	36.678	30.162	3.6	3.2	202	223	34.8	3 200	4 200			28.7	71.0	65.0	109.0	116.0	3.6	3.2	0.35	1.73	0.95	1.47	0.756
	127.000	44.450	44.450	34.925	3.6	3.2	259	269	41.0	3 300	4 400			35.2	77.0	71.0	107.0	119.0	3.6	3.2	0.49	1.23	0.68	1.78	1.02
	54.988	104.775	30.162	29.317	24.605	2.4	3.2	136	144	22.2	3 700			4 900	466	453X	23.6	67.0	61.0	92.0	98.0	2.4	3.2	0.34	1.79
54.991	135.755	53.975	56.007	44.450	3.6	3.2	333	357	49.3	3 000	4 000	6381	6320	34.8	76.0	70.0	117.0	126.0	3.6	3.2	0.32	1.85	1.02	2.75	1.37
55.000	90.000	23.000	23.000	18.500	1.6	0.5	102	115	17.2	4 200	5 500	JLM506849	JLM506810	20.1	63.0	61.0	82.0	86.0	1.6	0.5	0.40	1.49	0.82	0.370	0.183

[Note] 1) To the bearings with supplementary code "J" attached at the front of bearing number, tolerances shown in table 7-8 on page A72 are applied.

[Remark] Inch series tapered roller bearings with bore diameter larger than 100 mm are shown in catalog "large size ball & roller bearings".

Single-row tapered roller bearings  
inch series

$d$  (55.000) ~ (60.000) mm



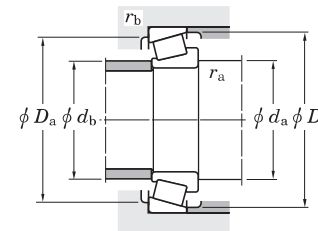
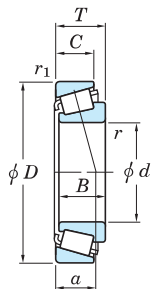
Boundary dimensions (mm)							Basic load ratings (kN)		Fatigue load limit (kN)	Limiting speeds (min <sup>-1</sup> )		Bearing No. <sup>1)</sup>	Load center (mm)	Mounting dimensions (mm)					Constant $e$	Axial load factors		(Refer.) Mass (kg)			
$d$	$D$	$T$	$B$	$C$	$r_{min.}$	$r_1_{min.}$	$C_r$	$C_{0r}$	$C_u$	Grease lub.	Oil lub.			Inner ring	Outer ring	$a$	$d_a$	$d_b$		$D_a$	$D_b$	$r_{a_{max.}}$	$r_{b_{max.}}$	$Y_1$	$Y_0$
55.000	95.000	29.000	29.000	23.500	1.6	2.8	138	150	23.0	4 000	5 300	JM207049	JM207010	21.3	64.0	62.0	85.0	91.0	1.6	2.8	0.33	1.79	0.99	0.567	0.256
	96.838	21.000	21.946	15.875	2.4	0.8	101	101	15.3	3 900	5 200	385	382A	17.4	65.0	61.0	89.0	92.0	2.4	0.8	0.35	1.69	0.93	0.461	0.177
	96.838	21.000	21.946	15.875	3.6	0.8	101	101	15.3	3 900	5 200	385X	382A	17.4	67.0	61.0	89.0	92.0	3.6	0.8	0.35	1.69	0.93	0.459	0.177
	110.000	39.000	39.000	32.000	3.0	2.5	220	224	34.7	3 600	4 900	JH307749	JH307710	26.8	71.0	64.0	97.0	104.0	3.0	2.5	0.35	1.73	0.95	1.16	0.560
55.562	97.630	24.608	24.608	19.446	3.6	0.8	113	131	19.7	3 900	5 200	28680	28622	21.2	68.0	62.0	88.0	92.0	3.6	0.8	0.40	1.49	0.82	0.492	0.267
	122.238	43.658	43.764	36.512	1.2	3.2	276	318	43.6	3 200	4 300	5566R	5535	31.1	70.0	68.0	106.0	116.0	1.2	3.2	0.36	1.67	0.92	1.82	0.807
	127.000	36.512	36.512	26.988	3.6	3.2	209	235	36.2	3 000	4 000	HM813840	HM813810	32.9	76.0	70.0	111.0	121.0	3.6	3.2	0.50	1.20	0.66	1.72	0.606
55.575	96.838	21.000	21.946	15.875	2.4	0.8	101	101	15.3	3 900	5 200	389	382A	17.4	65.0	61.0	89.0	92.0	2.4	0.8	0.35	1.69	0.93	0.452	0.177
57.150	96.838	21.000	21.946	15.875	2.4	0.8	101	101	15.3	3 900	5 200	387	382A	17.4	66.0	62.0	89.0	92.0	2.4	0.8	0.35	1.69	0.93	0.428	0.177
	96.838	21.000	21.946	15.875	3.6	0.8	101	101	15.3	3 900	5 200	387A	382A	17.4	69.0	62.0	89.0	92.0	3.6	0.8	0.35	1.69	0.93	0.426	0.177
	96.838	21.000	21.946	15.875	5.2	0.8	101	101	15.3	3 900	5 200	387AS	382A	17.4	72.0	62.0	89.0	92.0	5.2	0.8	0.35	1.69	0.93	0.422	0.177
	96.838	21.000	21.946	15.875	0.8	0.8	101	101	15.3	3 900	5 200	387S	382A	17.4	63.0	62.0	89.0	92.0	0.8	0.8	0.35	1.69	0.93	0.431	0.177
	98.425	21.000	21.946	17.826	2.4	0.8	101	101	15.3	3 900	5 200	387	382	17.4	66.0	62.0	89.0	92.0	2.4	0.8	0.35	1.69	0.93	0.428	0.223
	104.775	30.162	29.317	24.605	2.4	3.2	136	144	22.2	3 700	4 900	462	453X	23.6	67.0	63.0	92.0	98.0	2.4	3.2	0.34	1.79	0.98	0.685	0.372
	104.775	30.162	29.317	24.605	3.6	3.2	136	144	22.2	3 700	4 900	469	453X	23.6	70.0	63.0	92.0	98.0	3.6	3.2	0.34	1.79	0.98	0.682	0.372
	104.775	30.162	30.958	23.812	6.4	0.8	157	165	25.6	3 700	4 900	45291	45221	22.2	76.0	65.0	95.0	99.0	6.4	0.8	0.33	1.80	0.99	0.742	0.350
	112.712	30.162	30.048	23.812	3.6	3.2	139	164	25.1	3 400	4 500	3979	3920	25.9	72.0	66.0	99.0	106.0	3.6	3.2	0.40	1.49	0.82	0.916	0.448
	112.712	30.162	30.162	23.812	3.6	3.2	184	207	32.1	3 300	4 500	39580	39520	23.3	72.0	66.0	101.0	107.0	3.6	3.2	0.34	1.77	0.97	1.05	0.355
	112.712	30.162	30.162	23.812	7.9	3.2	184	207	32.1	3 300	4 500	39581	39520	23.3	81.0	66.0	101.0	107.0	7.9	3.2	0.34	1.77	0.97	1.03	0.355
	117.475	30.162	30.162	23.812	3.6	3.2	148	179	27.4	3 200	4 200	33225	33462	27.8	74.0	68.0	104.0	112.0	3.6	3.2	0.44	1.38	0.76	1.13	0.442
	120.650	41.275	41.275	31.750	3.6	3.2	218	217	34.0	3 500	4 600	623	612	27.3	72.0	66.0	105.0	110.0	3.6	3.2	0.31	1.91	1.05	1.27	0.853
127.000	44.450	44.450	34.925	3.6	3.2	259	269	41.0	3 300	4 400	65225	65500	35.2	80.0	71.0	107.0	119.0	3.6	3.2	0.49	1.23	0.68	1.69	1.02	
57.531	96.838	21.000	21.946	15.875	3.6	0.8	101	101	15.3	3 900	5 200	388A	382A	17.4	69.0	63.0	89.0	92.0	3.6	0.8	0.35	1.69	0.93	0.420	0.177
59.972	122.238	33.338	31.750	23.812	0.8	3.2	160	153	23.3	3 300	4 300	66589	66520	35.4	74.0	73.0	105.0	116.0	0.8	3.2	0.67	0.90	0.50	1.11	0.551
60.000	95.000	24.000	24.000	19.000	5.0	2.5	108	125	18.9	3 900	5 200	JLM508748	JLM508710	21.2	75.0	66.0	85.0	91.0	5.0	2.5	0.40	1.49	0.82	0.402	0.196

[Note] 1) To the bearings with supplementary code "J" attached at the front of bearing number, tolerances shown in table 7-8 on page A72 are applied.

[Remark] Inch series tapered roller bearings with bore diameter larger than 100 mm are shown in catalog "large size ball & roller bearings".

# Single-row tapered roller bearings inch series

$d$  (60.000) ~ (65.000) mm



Boundary dimensions (mm)							Basic load ratings (kN)		Fatigue load limit (kN)	Limiting speeds (min <sup>-1</sup> )		Bearing No. <sup>1)</sup>	Load center (mm)	Mounting dimensions (mm)					Constant $e$	Axial load factors		(Refer.) Mass (kg)			
$d$	$D$	$T$	$B$	$C$	$r_{min.}$	$r_{1 min.}$	$C_r$	$C_{0r}$	$C_u$	Grease lub.	Oil lub.			Inner ring	Outer ring	$a$	$d_a$	$d_b$		$D_a$	$D_b$	$r_{a max.}$	$r_{b max.}$	$e$	$Y_1$
<b>60.000</b>	107.950	25.400	25.400	19.050	3.6	3.2	116	143	21.6	3 400	4 500	<b>29580</b>	<b>29520</b>	24.7	74.0	68.0	96.0	103.0	3.6	3.2	0.46	1.31	0.72	0.713	0.277
	110.000	22.000	21.996	18.824	0.8	1.2	109	116	17.7	3 400	4 500			<b>397</b>	<b>394A</b>	21.3	69.0	68.0	101.0	104.5	0.8	1.2	0.40	1.49	0.82
<b>60.325</b>	100.000	25.400	25.400	19.845	3.6	3.2	115	137	20.6	3 700	4 900	<b>28985</b>	<b>28921</b>	22.8	73.0	67.0	89.0	96.0	3.6	3.2	0.43	1.41	0.78	0.533	0.230
	101.600	25.400	25.400	19.845	3.6	3.2	115	137	20.6	3 700	4 900	<b>28985</b>	<b>28920</b>	22.8	73.0	67.0	89.0	96.0	3.6	3.2	0.43	1.41	0.78	0.533	0.269
	122.238	43.658	43.764	36.512	3.6	3.2	276	318	43.6	3 200	4 300	<b>5583R</b>	<b>5535</b>	31.1	78.0	72.0	106.0	116.0	3.6	3.2	0.36	1.67	0.92	1.66	0.807
	127.000	36.512	36.512	26.988	3.6	1.6	209	235	36.2	3 000	4 000	<b>HM813841</b>	<b>HM813811</b>	32.9	80.0	73.0	113.0	121.0	3.6	1.6	0.50	1.20	0.66	1.60	0.622
	127.000	36.512	36.512	26.988	1.6	3.2	209	235	36.2	3 000	4 000	<b>HM813841A</b>	<b>HM813810</b>	32.9	74.0	71.0	110.0	121.0	1.6	3.2	0.50	1.20	0.66	1.62	0.606
	127.000	44.450	44.450	34.925	3.6	3.2	259	269	41.0	3 300	4 400	<b>65237</b>	<b>65500</b>	35.2	82.0	71.0	107.0	119.0	3.6	3.2	0.49	1.23	0.68	1.59	1.02
	127.000	44.450	44.450	34.925	1.6	3.2	259	269	41.0	3 300	4 400	<b>65237A</b>	<b>65500</b>	35.2	78.0	71.0	107.0	119.0	1.6	3.2	0.49	1.23	0.68	1.59	1.02
	136.525	46.038	46.038	36.512	3.6	3.2	290	369	49.6	2 800	3 700	<b>H715332</b>	<b>H715311</b>	37.0	84.0	78.0	118.0	132.0	3.6	3.2	0.47	1.27	0.70	2.56	0.950
<b>61.912</b>	110.000	22.000	21.996	18.824	0.8	1.2	109	116	17.7	3 400	4 500	<b>392</b>	<b>394A</b>	21.3	70.0	69.0	101.0	104.5	0.8	1.2	0.40	1.49	0.82	0.606	0.259
<b>63.500</b>	107.950	25.400	25.400	19.050	1.6	3.2	116	143	21.6	3 400	4 500	<b>29586</b>	<b>29520</b>	24.7	73.0	71.0	96.0	103.0	1.6	3.2	0.46	1.31	0.72	0.649	0.277
	110.000	22.000	21.996	18.824	1.6	1.2	109	116	17.7	3 400	4 500	<b>390A</b>	<b>394A</b>	21.3	73.0	70.0	101.0	104.5	1.6	1.2	0.40	1.49	0.82	0.579	0.259
	110.000	22.000	21.996	18.824	3.6	1.2	109	116	17.7	3 400	4 500	<b>395</b>	<b>394A</b>	21.3	77.0	70.0	101.0	104.5	3.6	1.2	0.40	1.49	0.82	0.575	0.259
	110.000	25.400	25.400	19.050	3.6	1.2	116	143	21.6	3 400	4 500	<b>29585</b>	<b>29521</b>	24.7	77.0	71.0	99.0	104.0	3.6	1.2	0.46	1.31	0.72	0.644	0.333
	112.712	30.162	30.162	23.812	3.6	3.2	184	207	32.1	3 300	4 500	<b>39585</b>	<b>39520</b>	23.3	77.0	71.0	101.0	107.0	3.6	3.2	0.34	1.77	0.97	0.908	0.355
	120.000	29.794	29.007	24.237	0.8	2.0	148	161	25.0	3 200	4 200	<b>477</b>	<b>472</b>	25.7	73.0	72.0	108.0	113.0	0.8	2.0	0.38	1.56	0.86	0.967	0.493
	122.238	38.354	38.100	29.718	3.6	3.2	238	249	39.1	3 200	4 300	<b>HM212046</b>	<b>HM212011</b>	27.6	80.0	73.0	108.0	116.0	3.6	3.2	0.34	1.78	0.98	1.36	0.591
	122.238	43.658	43.764	36.512	3.6	3.2	276	318	43.6	3 200	4 300	<b>5584R</b>	<b>5535</b>	31.1	81.0	75.0	106.0	116.0	3.6	3.2	0.36	1.67	0.92	1.56	0.807
	127.000	36.512	36.170	28.575	3.6	3.2	196	226	35.3	3 000	4 000	<b>565</b>	<b>563</b>	28.6	80.0	73.0	112.0	120.0	3.6	3.2	0.36	1.65	0.91	1.43	0.648
	135.755	53.975	56.007	44.450	4.3	3.2	333	357	49.3	3 000	4 000	<b>6382</b>	<b>6320</b>	34.8	84.0	77.0	117.0	126.0	4.3	3.2	0.32	1.85	1.02	2.29	1.39
	136.525	41.275	41.275	31.750	3.6	3.2	302	308	48.1	2 900	3 800	<b>H414235</b>	<b>H414210</b>	30.3	82.0	78.0	121.0	129.0	3.6	3.2	0.36	1.67	0.92	2.11	0.796
	<b>64.986</b>	112.712	30.162	30.924	23.812	2.4	3.2	184	207	32.1	3 300	4 500	<b>39586</b>	<b>39520</b>	23.3	76.0	72.0	101.0	107.0	2.4	3.2	0.34	1.77	0.97	0.845
<b>65.000</b>	105.000	24.000	23.000	18.500	3.0	1.0	120	129	19.6	3 500	4 700	<b>JLM710949</b>	<b>JLM710910</b>	23.8	77.0	71.0	96.0	100.5	3.0	1.0	0.45	1.32	0.73	0.513	0.234
	110.000	28.000	28.000	22.500	3.0	2.8	170	191	29.4	3 400	4 600	<b>JM511946</b>	<b>JM511910</b>	24.5	78.0	72.0	99.0	105.0	3.0	2.8	0.40	1.49	0.82	0.733	0.338

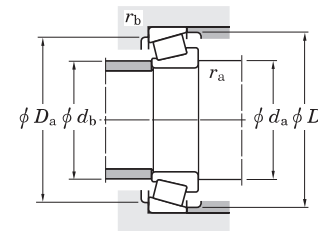
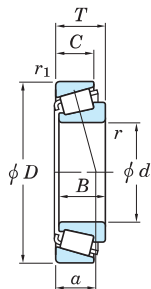
[Note] 1) To the bearings with supplementary code "J" attached at the front of bearing number, tolerances shown in table 7-8 on page A72 are applied.

[Remark] Inch series tapered roller bearings with bore diameter larger than 100 mm are shown in catalog "large size ball & roller bearings".



Single-row tapered roller bearings  
inch series

$d$  (65.000) ~ 68.262 mm



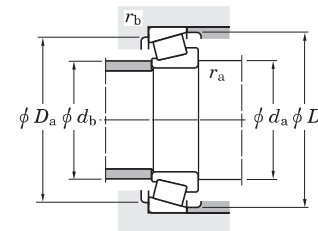
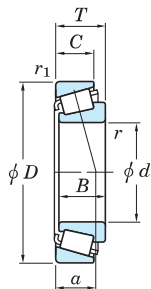
Boundary dimensions (mm)							Basic load ratings (kN)		Fatigue load limit (kN)	Limiting speeds (min <sup>-1</sup> )		Bearing No. <sup>1)</sup>	Load center (mm)	Mounting dimensions (mm)					Constant $e$	Axial load factors		(Refer.) Mass (kg)			
$d$	$D$	$T$	$B$	$C$	$r_{min.}$	$r_{1 min.}$	$C_r$	$C_{0r}$	$C_u$	Grease lub.	Oil lub.			Inner ring	Outer ring	$a$	$d_a$	$d_b$		$D_a$	$D_b$	$r_{a max.}$	$r_{b max.}$	$e$	$Y_1$
65.000	120.000	39.000	38.500	32.000	3.0	2.8	236	255	39.7	3 200	4 300	JH211749 JH211749A	JH211710 JH211710	27.9	80.0	74.0	107.0	114.0	3.0	2.8	0.34	1.78	0.98	1.27	0.618
	120.000	39.000	38.500	32.000	7.1	2.8	236	255	39.7	3 200	4 300			27.9	88.0	74.0	107.0	114.0	7.1	2.8	0.34	1.78	0.98	1.27	0.618
65.088	135.755	53.975	56.007	44.450	3.6	3.2	333	357	49.3	3 000	4 000	6379 H715340	6320 H715311	34.8	84.0	77.5	117.0	126.0	3.6	3.2	0.32	1.85	1.02	2.34	1.37
	136.525	46.038	46.038	36.512	3.6	3.2	290	369	49.6	2 800	3 700			37.0	88.0	82.0	118.0	132.0	3.6	3.2	0.47	1.27	0.70	2.39	0.950
65.883	122.238	43.658	43.764	36.512	3.6	3.2	276	318	43.6	3 200	4 300	5595R	5535	31.1	83.0	77.0	106.0	116.0	3.6	3.2	0.36	1.67	0.92	1.48	0.807
66.675	110.000	22.000	21.996	18.824	0.8	1.2	109	116	17.7	3 400	4 500	395A 395S 3984 39590 39590 33262 HM212049 HM813844 641 6386 6389 H414242 H715341	394A 394A 3925 39520 39521 33462 HM212010 HM813811 633 6320 6320 H414210 H715311	21.3	73.0	73.0	101.0	104.5	0.8	1.2	0.40	1.49	0.82	0.524	0.259
	110.000	22.000	21.996	18.824	3.6	1.2	109	116	17.7	3 400	4 500			21.3	79.0	73.0	101.0	104.5	3.6	1.2	0.40	1.49	0.82	0.519	0.259
	112.712	30.162	30.048	23.812	3.6	0.8	139	164	25.1	3 400	4 500			25.9	80.0	74.0	101.0	106.0	3.6	0.8	0.40	1.49	0.82	0.700	0.454
	112.712	30.162	30.162	23.812	3.6	3.2	184	207	32.1	3 300	4 500			23.3	80.0	74.0	101.0	107.0	3.6	3.2	0.34	1.77	0.97	0.832	0.355
	112.712	30.162	30.162	23.812	3.6	0.8	184	207	32.1	3 300	4 500			23.3	80.0	74.0	103.0	107.0	3.6	0.8	0.34	1.77	0.97	0.832	0.360
	117.475	30.162	30.162	23.812	3.6	3.2	148	179	27.4	3 200	4 200			27.8	81.0	75.0	104.0	112.0	3.6	3.2	0.44	1.38	0.76	0.910	0.436
	122.238	38.100	38.354	29.718	3.6	1.6	238	249	39.1	3 200	4 300			27.3	82.0	75.5	110.0	116.0	3.6	1.6	0.34	1.78	0.98	1.26	0.596
	127.000	36.512	36.512	26.988	3.6	1.6	209	235	36.2	3 000	4 000			32.9	85.0	78.0	113.0	121.0	3.6	1.6	0.50	1.20	0.66	1.42	0.622
	130.175	41.275	41.275	31.750	3.6	3.2	246	267	41.8	3 000	3 900			30.3	83.0	77.0	116.0	124.0	3.6	3.2	0.36	1.66	0.91	1.68	0.703
	135.755	53.975	56.007	44.450	4.3	3.2	333	357	49.3	3 000	4 000			34.8	87.0	77.5	117.0	126.0	4.3	3.2	0.32	1.85	1.02	2.27	1.37
	135.755	53.975	56.007	44.450	6.4	3.2	333	357	49.3	3 000	4 000			34.8	91.0	77.5	117.0	126.0	6.4	3.2	0.32	1.85	1.02	2.15	1.37
	136.525	41.275	41.275	31.750	3.6	3.2	302	308	48.1	2 900	3 800			30.3	85.0	81.0	121.0	129.0	3.6	3.2	0.36	1.67	0.92	2.01	0.796
	136.525	46.038	46.038	36.512	3.6	3.2	290	369	49.6	2 800	3 700			37.0	89.0	83.0	118.0	132.0	3.6	3.2	0.47	1.27	0.70	2.33	0.950
	68.262	110.000	22.000	21.996	18.824	2.4	1.2	109	116	17.7	3 400			4 500	399A 399AS 33269 570 H414245 H715343 9185	394A 394A 33462 563 H414210 H715311 9121	21.3	78.0	74.0	101.0	104.5	2.4	1.2	0.40	1.49
110.000		22.000	21.996	18.824	5.2	1.2	109	116	17.7	3 400	4 500	21.3	83.0	74.0			101.0	104.5	5.2	1.2	0.40	1.49	0.82	0.485	0.259
117.475		30.162	30.162	23.812	3.6	3.2	148	179	27.4	3 200	4 200	27.8	82.0	76.0			104.0	112.0	3.6	3.2	0.44	1.38	0.76	0.870	0.436
127.000		36.512	36.170	28.575	3.6	3.2	196	226	35.3	3 000	4 000	28.6	83.0	77.0			112.0	120.0	3.6	3.2	0.36	1.65	0.91	1.29	0.648
136.525		41.275	41.275	31.750	3.6	3.2	284	308	46.1	2 900	3 800	30.3	86.0	82.0			121.0	129.0	3.6	3.2	0.36	1.67	0.92	1.92	0.788
136.525		46.038	46.038	36.512	3.6	3.2	290	369	49.6	2 800	3 700	37.0	90.0	84.0			118.0	132.0	3.6	3.2	0.47	1.27	0.70	2.27	0.950
152.400		47.625	46.038	31.750	3.6	3.2	306	278	38.3	2 700	3 600	44.5	94.0	81.5			130.0	145.0	3.6	3.2	0.66	0.91	0.50	2.67	1.20

[Note] 1) To the bearings with supplementary code "J" attached at the front of bearing number, tolerances shown in table 7-8 on page A72 are applied.

[Remark] Inch series tapered roller bearings with bore diameter larger than 100 mm are shown in catalog "large size ball & roller bearings".

Single-row tapered roller bearings  
inch series

d 69.850 ~ (73.025) mm



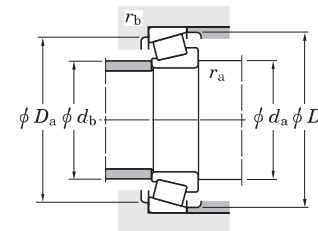
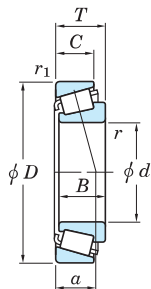
Boundary dimensions (mm)							Basic load ratings (kN)		Fatigue load limit (kN)	Limiting speeds (min <sup>-1</sup> )		Bearing No. <sup>1)</sup>	Load center (mm)	Mounting dimensions (mm)					Constant e	Axial load factors		(Refer.) Mass (kg)			
d	D	T	B	C	r <sub>min.</sub>	r <sub>1 min.</sub>	C <sub>r</sub>	C <sub>0r</sub>	C <sub>u</sub>	Grease lub.	Oil lub.			Inner ring	Outer ring	d <sub>a</sub>	d <sub>b</sub>	D <sub>a</sub>		D <sub>b</sub>	r <sub>a max.</sub>	r <sub>b max.</sub>	Y <sub>1</sub>	Y <sub>0</sub>	Inner ring
69.850	98.425	13.495	13.495	9.525	1.6	1.6	49.1	59.8	8.45	3 500	4 700	LL713049	LL713010	18.4	77.0	74.0	92.0	94.5	1.6	1.6	0.44	1.37	0.75	0.205	0.086
	112.712	22.225	21.996	15.875	1.6	0.8	115	127	19.4	3 300	4 400	LM613449	LM613410	21.9	78.0	76.0	104.0	107.0	1.6	0.8	0.42	1.44	0.79	0.562	0.238
	112.712	25.400	25.400	19.050	1.6	3.2	122	155	23.3	3 200	4 300	29675	29620	26.2	80.0	77.0	101.0	109.0	1.6	3.2	0.49	1.23	0.68	0.676	0.270
	117.475	30.162	30.162	23.812	3.6	3.2	148	179	27.4	3 200	4 200	33275	33462	27.8	84.0	77.0	104.0	112.0	3.6	3.2	0.44	1.38	0.76	0.830	0.436
	120.000	29.002	29.007	23.444	3.6	3.2	148	161	25.0	3 200	4 200	482	472A	24.9	83.0	77.0	106.0	114.0	3.6	3.2	0.38	1.56	0.86	0.791	0.462
	120.000	29.794	29.007	24.237	3.6	2.0	148	161	25.0	3 200	4 200	482	472	25.7	83.0	77.0	108.0	113.0	3.6	2.0	0.38	1.56	0.86	0.791	0.487
	120.000	32.545	32.545	26.195	3.6	3.2	189	218	33.9	3 100	4 200	47487R	47420	26.6	84.0	78.0	107.0	114.0	3.6	3.2	0.36	1.67	0.92	1.01	0.476
	120.650	32.545	32.545	26.195	3.6	0.8	189	218	33.9	3 100	4 200	47487R	47423	26.6	84.0	78.0	109.0	114.0	3.6	0.8	0.36	1.67	0.92	1.01	0.513
	123.825	30.162	29.007	24.605	3.6	3.2	148	161	25.0	3 200	4 200	482	472X	26.0	83.0	77.0	109.0	114.0	3.6	3.2	0.38	1.56	0.86	0.791	0.625
	127.000	36.512	36.170	28.575	3.6	3.2	196	226	35.3	3 000	4 000	566	563	28.6	85.0	78.0	112.0	120.0	3.6	3.2	0.36	1.65	0.91	1.24	0.648
	146.050	41.275	41.275	31.750	3.6	3.2	261	301	45.3	2 600	3 400	655	653	33.4	88.0	82.0	131.0	139.0	3.6	3.2	0.41	1.47	0.81	2.35	0.891
	150.089	44.450	46.672	36.512	3.6	3.2	330	368	50.1	2 500	3 400	745AR	742	32.4	88.0	82.0	134.0	142.0	3.6	3.2	0.33	1.84	1.01	2.79	1.07
168.275	53.975	56.363	41.275	3.6	3.2	429	467	62.1	2 300	3 100	835R	832	35.0	91.0	84.0	149.0	155.0	3.6	3.2	0.30	2.00	1.10	4.32	1.72	
69.952	121.442	24.608	23.012	17.462	2.0	2.0	113	127	19.4	3 000	4 000	34274	34478	26.8	81.0	78.0	110.0	116.0	2.0	2.0	0.45	1.33	0.73	0.764	0.316
70.000	110.000	26.000	25.000	20.500	1.0	2.5	129	158	23.9	3 300	4 400	JLM813049	JLM813010	26.1	78.0	77.0	98.0	105.0	1.0	2.5	0.49	1.23	0.68	0.590	0.300
	115.000	29.000	29.000	23.000	3.0	2.5	155	173	26.6	3 200	4 300	JM612949	JM612910	26.2	83.0	77.0	103.0	110.0	3.0	2.5	0.43	1.39	0.77	0.776	0.358
71.438	117.475	30.162	30.162	23.812	3.6	3.2	148	179	27.4	3 200	4 200	33281	33462	27.8	85.0	79.0	104.0	112.0	3.6	3.2	0.44	1.38	0.76	0.789	0.436
	120.000	32.545	32.545	26.195	3.6	3.2	189	218	33.9	3 100	4 200	47490R	47420	26.6	86.0	79.0	107.0	114.0	3.6	3.2	0.36	1.67	0.92	0.964	0.476
	127.000	36.512	36.170	28.575	3.6	3.2	196	226	35.3	3 000	4 000	567A	563	28.6	86.0	80.0	112.0	120.0	3.6	3.2	0.36	1.65	0.91	1.19	0.648
	127.000	36.512	36.512	26.988	3.6	1.6	209	235	36.2	3 000	4 000	HM813849	HM813811	32.9	89.0	81.9	113.0	121.0	3.6	1.6	0.50	1.20	0.66	1.28	0.622
	136.525	41.275	41.275	31.750	3.6	3.2	284	308	46.1	2 900	3 800	H414249	H414210	30.3	89.0	83.3	121.0	129.0	3.6	3.2	0.36	1.67	0.92	1.80	0.788
	136.525	46.038	46.038	36.512	3.6	3.2	290	369	49.6	2 800	3 700	H715345	H715311	37.0	93.0	87.0	118.0	132.0	3.6	3.2	0.47	1.27	0.70	2.15	0.950
73.025	112.712	25.400	25.400	19.050	3.6	3.2	122	155	23.3	3 200	4 300	29685	29620	26.2	86.0	80.0	101.0	109.0	3.6	3.2	0.49	1.23	0.68	0.602	0.270
	117.475	30.162	30.162	23.812	3.6	3.2	148	179	27.4	3 200	4 200	33287	33462	27.8	87.0	80.0	104.0	112.0	3.6	3.2	0.44	1.38	0.76	0.747	0.436
	127.000	36.512	36.170	28.575	3.6	3.2	196	226	35.3	3 000	4 000	567	563	28.6	88.0	81.0	112.0	120.0	3.6	3.2	0.36	1.65	0.91	1.14	0.648
	139.992	36.512	36.098	28.575	3.6	3.2	220	262	39.8	2 700	3 600	576R	572	31.0	90.0	83.0	125.0	133.0	3.6	3.2	0.40	1.49	0.82	1.74	0.779

[Note] 1) To the bearings with supplementary code "J" attached at the front of bearing number, tolerances shown in table 7-8 on page A72 are applied.

[Remark] Inch series tapered roller bearings with bore diameter larger than 100 mm are shown in catalog "large size ball & roller bearings".

# Single-row tapered roller bearings inch series

$d$  (73.025) ~ 76.200 mm



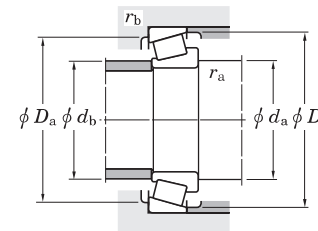
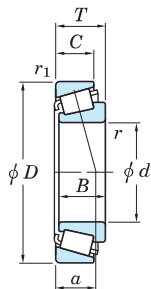
Boundary dimensions (mm)							Basic load ratings (kN)		Fatigue load limit (kN)	Limiting speeds (min <sup>-1</sup> )		Bearing No. <sup>1)</sup>	Load center (mm)	Mounting dimensions (mm)					Constant $e$	Axial load factors		(Refer.) Mass (kg)			
$d$	$D$	$T$	$B$	$C$	$r_{min.}$	$r_{1 min.}$	$C_r$	$C_{0r}$	$C_u$	Grease lub.	Oil lub.			Inner ring	Outer ring	$d_a$	$d_b$	$D_a$		$D_b$	$r_{a max.}$	$r_{b max.}$	$Y_1$	$Y_0$	Inner ring
<b>73.025</b>	146.050	41.275	41.275	31.750	3.6	3.2	261	301	45.3	2 600	3 400	<b>657</b>	<b>653</b>	33.4	90.0	85.0	131.0	139.0	3.6	3.2	0.41	1.47	0.81	2.28	0.880
	149.225	53.975	54.229	44.450	3.6	3.2	357	404	54.4	2 700	3 500	<b>6460</b>	<b>6420</b>	39.3	93.0	87.0	129.0	141.0	3.6	3.2	0.36	1.66	0.91	2.79	1.61
	150.089	44.450	46.672	36.512	3.6	3.2	330	368	50.1	2 500	3 400	<b>744R</b>	<b>742</b>	32.4	91.0	85.0	134.0	142.0	3.6	3.2	0.33	1.84	1.01	2.66	1.07
	161.925	47.625	48.260	38.100	3.6	3.2	342	391	52.4	2 400	3 200	<b>762</b>	<b>752</b>	35.5	92.0	97.0	144.0	150.0	3.6	3.2	0.34	1.76	0.97	3.18	1.61
<b>73.817</b>	112.712	25.400	25.400	19.050	1.6	3.2	122	155	23.3	3 200	4 300	<b>29688</b>	<b>29620</b>	26.2	83.0	81.0	101.0	109.0	1.6	3.2	0.49	1.23	0.68	0.588	0.270
	127.000	36.512	36.170	28.575	0.8	3.2	196	226	35.3	3 000	4 000	<b>568</b>	<b>563</b>	28.6	83.0	82.0	112.0	120.0	0.8	3.2	0.36	1.65	0.91	1.12	0.648
<b>74.612</b>	139.992	36.512	36.098	28.575	3.6	3.2	220	262	39.8	2 700	3 600	<b>577R</b>	<b>572</b>	31.0	91.0	85.0	125.0	133.0	3.6	3.2	0.40	1.49	0.82	1.69	0.779
<b>75.000</b>	115.000	25.000	25.000	19.000	3.0	2.8	127	151	23.0	3 100	4 200	<b>JLM714149</b>	<b>JLM714110</b>	25.5	87.0	81.0	104.0	110.0	3.0	2.8	0.46	1.31	0.72	0.612	0.269
	120.000	31.000	29.500	25.000	3.0	2.8	182	216	33.2	3 100	4 100	<b>JM714249</b>	<b>JM714210</b>	30.0	88.0	82.9	108.0	115.0	3.0	2.8	0.44	1.35	0.74	0.846	0.430
	145.000	51.000	51.000	42.000	3.0	2.5	362	412	55.2	2 700	3 600	<b>JH415647</b>	<b>JH415610</b>	36.6	94.0	89.0	129.0	139.0	3.0	2.5	0.36	1.66	0.91	2.66	1.18
<b>76.200</b>	121.442	24.608	23.012	17.462	3.6	2.0	113	127	19.4	3 000	4 000	<b>34301</b>	<b>34478</b>	26.8	89.0	83.0	110.0	116.0	3.6	2.0	0.45	1.33	0.73	0.617	0.313
	127.000	30.162	31.000	22.225	3.6	3.2	179	225	32.3	2 400	3 200	<b>42687</b>	<b>42620</b>	27.1	90.0	84.0	114.0	121.0	3.6	3.2	0.42	1.43	0.79	1.05	0.434
	127.000	30.162	31.000	22.225	6.4	3.2	179	225	32.3	2 400	3 200	<b>42688</b>	<b>42620</b>	27.1	96.0	84.0	114.0	121.0	6.4	3.2	0.42	1.43	0.79	1.04	0.434
	133.350	30.162	29.769	22.225	6.4	3.2	167	198	30.0	2 700	3 600	<b>495AX</b>	<b>492A</b>	29.8	98.0	86.0	120.0	128.0	6.4	3.2	0.44	1.35	0.74	1.20	0.430
	133.350	33.338	33.338	26.195	6.4	3.2	193	245	37.2	2 700	3 700	<b>47678R</b>	<b>47620</b>	29.2	97.0	90.0	119.0	128.0	6.4	3.2	0.40	1.48	0.82	1.29	0.577
	133.350	33.338	33.338	26.195	0.8	3.2	193	245	37.2	2 700	3 700	<b>47680R</b>	<b>47620</b>	29.2	86.0	85.0	119.0	128.0	0.8	3.2	0.40	1.48	0.82	1.39	0.577
	135.733	44.450	46.101	34.925	3.6	3.2	267	337	51.0	2 800	3 700	<b>5760</b>	<b>5735</b>	33.0	94.0	88.0	119.0	130.0	3.6	3.2	0.41	1.48	0.81	1.85	0.877
	136.525	30.162	29.769	22.225	3.6	3.2	167	198	30.0	2 700	3 600	<b>495A</b>	<b>493</b>	29.8	92.0	86.0	122.0	130.0	3.6	3.2	0.44	1.35	0.74	1.26	0.544
	139.992	36.512	36.098	28.575	3.6	3.2	220	262	39.8	2 700	3 600	<b>575R</b>	<b>572</b>	31.0	92.0	86.0	125.0	133.0	3.6	3.2	0.40	1.49	0.82	1.64	0.779
	139.992	36.512	36.098	28.575	6.7	3.2	220	262	39.8	2 700	3 600	<b>575SR</b>	<b>572</b>	31.0	99.0	86.0	125.0	133.0	6.7	3.2	0.40	1.49	0.82	1.61	0.779
	149.225	53.975	54.229	44.450	3.6	3.2	357	404	54.4	2 700	3 500	<b>6461</b>	<b>6420</b>	39.3	96.0	89.5	129.0	141.0	3.6	3.2	0.36	1.66	0.91	2.64	1.61
	149.225	53.975	54.229	44.450	9.5	3.2	357	404	54.4	2 700	3 500	<b>6461A</b>	<b>6420</b>	39.3	105.0	90.0	129.0	141.0	9.5	3.2	0.36	1.66	0.91	2.60	1.61
	150.089	44.450	46.672	36.512	3.6	3.2	330	368	50.1	2 500	3 400	<b>748SR</b>	<b>742</b>	32.4	93.0	87.0	134.0	142.0	3.6	3.2	0.33	1.84	1.01	2.51	1.06
	152.400	41.275	41.275	31.750	3.6	3.2	261	301	45.3	2 600	3 400	<b>659</b>	<b>652</b>	33.4	93.0	87.0	134.0	141.0	3.6	3.2	0.41	1.47	0.81	2.16	1.25
	190.500	57.150	57.531	46.038	3.6	3.2	549	602	76.9	2 000	2 700	<b>HH221430</b>	<b>HH221410</b>	42.5	101.0	95.0	171.0	179.0	3.6	3.2	0.33	1.79	0.99	6.33	2.21

[Note] 1) To the bearings with supplementary code "J" attached at the front of bearing number, tolerances shown in table 7-8 on page A72 are applied.

[Remark] Inch series tapered roller bearings with bore diameter larger than 100 mm are shown in catalog "large size ball & roller bearings".

# Single-row tapered roller bearings inch series

$d$  77.788 ~ (83.345) mm



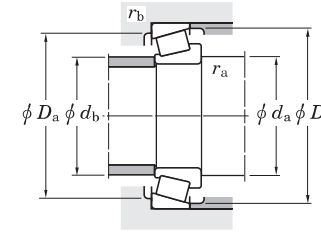
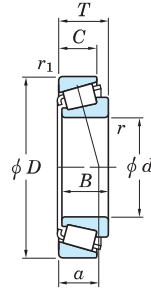
Boundary dimensions (mm)							Basic load ratings (kN)		Fatigue load limit (kN)	Limiting speeds (min <sup>-1</sup> )		Bearing No. <sup>1)</sup>	Load center (mm)	Mounting dimensions (mm)					Constant	Axial load factors		(Refer.) Mass (kg)			
$d$	$D$	$T$	$B$	$C$	$r_{min.}$	$r_{1 min.}$	$C_r$	$C_{0r}$	$C_u$	Grease lub.	Oil lub.			Inner ring	Outer ring	$a$	$d_a$	$d_b$		$D_a$	$D_b$	$r_{a max.}$	$r_{b max.}$	$e$	$Y_1$
<b>77.788</b>	117.475	25.400	25.400	19.050	3.6	3.2	127	166	25.1	3 100	4 100	<b>LM814849</b>	<b>LM814810</b>	27.6	91.0	85.0	105.0	113.0	3.6	3.2	0.51	1.18	0.65	0.619	0.295
	121.442	24.608	23.012	17.462	3.6	2.0	113	127	19.4	3 000	4 000	<b>34306</b>	<b>34478</b>	26.8	90.0	84.0	110.0	116.0	3.6	2.0	0.45	1.33	0.73	0.583	0.313
	121.442	24.608	23.012	17.462	6.4	2.0	113	127	19.4	3 000	4 000	<b>34307</b>	<b>34478</b>	26.8	96.0	84.0	110.0	116.0	6.4	2.0	0.45	1.33	0.73	0.571	0.313
	127.000	30.162	31.000	22.225	3.6	3.2	179	225	32.3	2 400	3 200	<b>42690</b>	<b>42620</b>	27.1	91.0	85.0	114.0	121.0	3.6	3.2	0.42	1.43	0.79	1.00	0.434
<b>79.375</b>	146.050	41.275	41.275	31.750	3.6	3.2	261	301	45.3	2 600	3 400	<b>661</b>	<b>653</b>	33.4	96.0	90.0	131.0	139.0	3.6	3.2	0.41	1.47	0.81	2.04	0.880
	161.925	47.625	48.260	38.100	7.9	3.2	342	391	52.4	2 400	3 200	<b>756A</b>	<b>752</b>	35.5	106.0	91.0	144.0	150.0	7.9	3.2	0.34	1.76	0.97	2.95	1.59
	190.500	57.150	57.531	46.038	3.6	3.2	549	602	76.9	2 000	2 700	<b>HH221431</b>	<b>HH221410</b>	42.5	103.0	97.0	171.0	179.0	3.6	3.2	0.33	1.79	0.99	6.16	2.21
<b>80.000</b>	130.000	35.000	34.000	28.500	3.2	2.5	211	256	39.3	2 800	3 800	<b>JM515649</b>	<b>JM515610</b>	29.6	94.0	88.0	117.0	125.0	3.2	2.5	0.39	1.54	0.85	1.19	0.575
	200.000	52.761	49.212	34.925	3.6	3.2	433	471	58.8	1 400	1 900	<b>98316</b>	<b>98788</b>	54.5	111.0	105.0	174.0	188.0	3.6	3.2	0.63	0.95	0.52	5.73	2.28
<b>80.962</b>	133.350	30.162	29.769	22.225	3.6	3.2	167	198	30.0	2 700	3 600	<b>496</b>	<b>492A</b>	29.8	95.0	89.0	120.0	128.0	3.6	3.2	0.44	1.35	0.74	1.12	0.429
	133.350	33.338	33.338	26.195	3.6	3.2	193	245	37.2	2 700	3 700	<b>47681R</b>	<b>47620</b>	29.2	95.0	89.0	119.0	128.0	3.6	3.2	0.40	1.48	0.82	1.17	0.577
	139.992	36.512	36.098	28.575	3.6	3.2	220	262	39.8	2 700	3 600	<b>581R</b>	<b>572</b>	31.0	96.0	90.0	125.0	133.0	3.6	3.2	0.40	1.49	0.82	1.47	0.779
	150.089	44.450	46.672	36.512	5.2	3.2	330	368	50.1	2 500	3 400	<b>740R</b>	<b>742</b>	32.4	101.0	91.0	134.0	142.0	5.2	3.2	0.33	1.84	1.01	2.30	1.06
<b>82.550</b>	125.412	25.400	25.400	19.845	3.6	1.6	126	162	24.4	2 900	3 800	<b>27687</b>	<b>27620</b>	24.7	96.0	89.0	115.0	120.0	3.6	1.6	0.42	1.44	0.79	0.710	0.344
	133.350	30.162	29.769	22.225	3.6	3.2	167	198	30.0	2 700	3 600	<b>495</b>	<b>492A</b>	29.8	97.0	90.0	120.0	128.0	3.6	3.2	0.44	1.35	0.74	1.08	0.429
	133.350	33.338	33.338	26.195	3.6	0.8	193	245	37.2	2 700	3 700	<b>47686R</b>	<b>47620A</b>	29.2	97.0	90.0	121.0	128.0	3.6	0.8	0.40	1.48	0.82	1.13	0.577
	133.350	39.688	39.688	32.545	6.7	3.2	222	306	45.9	2 800	3 700	<b>HM516448</b>	<b>HM516410</b>	32.2	105.0	92.0	118.0	128.0	6.7	3.2	0.40	1.49	0.82	1.33	0.763
	139.700	36.512	36.098	28.575	3.6	3.2	220	262	39.8	2 700	3 600	<b>580R</b>	<b>572X</b>	31.0	98.0	91.0	125.0	133.0	3.6	3.2	0.40	1.49	0.82	1.41	0.765
	139.992	36.512	36.098	28.575	3.6	3.2	220	262	39.8	2 700	3 600	<b>580R</b>	<b>572</b>	31.0	98.0	91.0	125.0	133.0	3.6	3.2	0.40	1.49	0.82	1.41	0.779
	139.992	36.512	36.098	28.575	6.7	3.2	220	262	39.8	2 700	3 600	<b>582R</b>	<b>572</b>	31.0	104.0	91.0	125.0	133.0	6.7	3.2	0.40	1.49	0.82	1.40	0.779
	146.050	41.275	41.275	31.750	3.6	3.2	261	301	45.3	2 600	3 400	<b>663</b>	<b>653</b>	33.4	99.0	92.0	131.0	139.0	3.6	3.2	0.41	1.47	0.81	1.91	0.880
	150.089	44.450	46.672	36.512	3.6	3.2	330	368	50.1	2 500	3 400	<b>749AR</b>	<b>742</b>	32.4	99.0	93.0	134.0	142.0	3.6	3.2	0.33	1.84	1.01	2.23	1.06
	150.089	44.450	46.672	36.512	6.7	3.2	330	368	50.1	2 500	3 400	<b>750AR</b>	<b>742</b>	32.4	106.0	93.0	134.0	142.0	6.7	3.2	0.33	1.84	1.01	2.19	1.06
	161.925	47.625	48.260	38.100	3.6	3.2	342	391	52.4	2 400	3 200	<b>757</b>	<b>752</b>	35.5	100.0	94.0	144.0	150.0	3.6	3.2	0.34	1.76	0.97	2.83	1.59
<b>83.345</b>	125.412	25.400	25.400	19.845	0.8	1.6	126	162	24.4	2 900	3 800	<b>27689</b>	<b>27620</b>	24.7	90.0	90.0	115.0	120.0	0.8	1.6	0.42	1.44	0.79	0.746	0.344

[Note] 1) To the bearings with supplementary code "J" attached at the front of bearing number, tolerances shown in table 7-8 on page A72 are applied.

[Remark] Inch series tapered roller bearings with bore diameter larger than 100 mm are shown in catalog "large size ball & roller bearings".

# Single-row tapered roller bearings inch series

$d$  (83.345) ~ (88.900) mm



Boundary dimensions (mm)							Basic load ratings (kN)		Fatigue load limit (kN)	Limiting speeds (min <sup>-1</sup> )		Bearing No. <sup>1)</sup>	Load center (mm)	Mounting dimensions (mm)					Constant $e$	Axial load factors		(Refer.) Mass (kg)					
$d$	$D$	$T$	$B$	$C$	$r_{\min.}$	$r_{1\min.}$	$C_r$	$C_{0r}$	$C_u$	Grease lub.	Oil lub.			Inner ring	Outer ring	$d_a$	$d_b$	$D_a$		$D_b$	$r_{a\max.}$	$r_{b\max.}$	$Y_1$	$Y_0$	Inner ring	Outer ring	
<b>83.345</b>	125.412	25.400	25.400	19.845	3.6	1.6	126	162	24.4	2 900	3 800	<b>27690</b>	<b>27620</b>	24.7	96.0	90.0	115.0	120.0	3.6	1.6	0.42	1.44	0.79	0.689	0.344		
	125.412	25.400	25.400	19.845	6.4	1.6	126	162	24.4	2 900	3 800			<b>27691</b>	<b>27620</b>	24.7	102.0	90.0	115.0	120.0	6.4	1.6	0.42	1.44	0.79	0.646	0.344
<b>84.138</b>	133.350	30.162	29.769	22.225	3.6	3.2	167	198	30.0	2 700	3 600	<b>498</b>	<b>492A</b>	29.8	98.0	91.0	120.0	128.0	3.6	3.2	0.44	1.35	0.74	1.04	0.429		
<b>85.000</b>	130.000	30.000	29.000	24.000	3.0	2.5	179	228	34.5	2 800	3 700	<b>JM716649</b>	<b>JM716610</b>	29.1	98.0	92.0	117.0	125.0	3.0	2.5	0.44	1.35	0.74	0.937	0.456		
	140.000	39.000	38.000	31.500	3.0	2.5	254	308	46.4	2 700	3 500			<b>JHM516849</b>	<b>JHM516810</b>	32.8	100.0	93.9	125.0	134.0	3.0	2.5	0.41	1.47	0.81	1.54	0.759
	150.000	46.000	46.000	38.000	3.0	2.5	342	390	53.1	2 500	3 400			<b>JH217249</b>	<b>JH217210</b>	33.6	101.0	95.2	134.0	142.0	3.0	2.5	0.33	1.80	0.99	2.28	1.08
	200.000	52.761	49.212	34.925	3.6	3.2	433	471	58.8	1 400	1 900			<b>98335</b>	<b>98788</b>	54.5	115.0	109.0	174.0	188.0	3.6	3.2	0.63	0.95	0.52	5.47	2.28
<b>85.026</b>	150.089	44.450	46.672	36.512	3.6	3.2	330	368	50.1	2 500	3 400	<b>749R</b>	<b>742</b>	32.4	101.0	95.0	134.0	142.0	3.6	3.2	0.33	1.84	1.01	2.12	1.06		
	150.089	44.450	46.672	36.512	5.2	3.2	330	368	50.1	2 500	3 400			<b>749SR</b>	<b>742</b>	32.4	104.0	95.0	134.0	142.0	5.2	3.2	0.33	1.84	1.01	2.08	1.06
<b>85.725</b>	133.350	30.162	29.769	22.225	3.6	3.2	167	198	30.0	2 700	3 600	<b>497</b>	<b>492A</b>	29.8	99.0	93.0	120.0	128.0	3.6	3.2	0.44	1.35	0.74	0.978	0.429		
	136.525	30.162	29.769	22.225	6.4	3.2	167	198	30.0	2 700	3 600			<b>497A</b>	<b>493</b>	29.8	105.0	93.0	122.0	130.0	6.4	3.2	0.44	1.35	0.74	0.965	0.544
	142.138	42.862	42.862	34.133	4.8	3.2	276	351	52.4	2 600	3 500			<b>HM617049</b>	<b>HM617010</b>	35.2	106.0	95.7	125.0	137.0	4.8	3.2	0.43	1.39	0.76	1.72	0.902
	146.050	41.275	41.275	31.750	3.6	3.2	261	301	45.3	2 600	3 400			<b>665</b>	<b>653</b>	33.4	102.0	95.0	131.0	139.0	3.6	3.2	0.41	1.47	0.81	1.77	0.880
	146.050	41.275	41.275	31.750	6.4	3.2	261	301	45.3	2 600	3 400			<b>665A</b>	<b>653</b>	33.4	107.0	95.0	131.0	139.0	6.4	3.2	0.41	1.47	0.81	1.76	0.880
	152.400	39.688	36.322	30.162	3.6	3.2	230	287	42.5	2 400	3 300			<b>596</b>	<b>592A</b>	37.1	102.0	96.0	135.0	144.0	3.6	3.2	0.44	1.36	0.75	1.83	1.04
	161.925	47.625	48.260	38.100	3.6	3.2	342	391	52.4	2 400	3 200			<b>758</b>	<b>752</b>	35.5	103.0	97.0	144.0	150.0	3.6	3.2	0.34	1.76	0.97	2.67	1.59
	168.275	41.275	41.275	30.162	3.6	3.2	282	349	50.4	2 200	3 000			<b>677</b>	<b>672</b>	38.6	105.0	99.0	149.0	160.0	3.6	3.2	0.47	1.28	0.70	2.89	1.22
	168.275	53.975	56.363	41.275	3.6	3.2	429	467	62.1	2 300	3 100			<b>841R</b>	<b>832</b>	35.0	104.0	97.0	149.0	155.0	3.6	3.2	0.30	2.00	1.10	3.47	1.72
	<b>88.900</b>	123.825	20.638	20.638	16.670	1.6	1.6	102	145	21.5	2 800			3 700	<b>L217849</b>	<b>L217810</b>	20.7	97.0	94.0	116.0	119.0	1.6	1.6	0.33	1.82	1.00	0.507
152.400		39.688	39.688	30.162	6.4	3.2	311	359	53.5	2 400	3 200	<b>HM518445</b>	<b>HM518410</b>	33.1			110.0	98.0	135.0	146.0	6.4	3.2	0.40	1.49	0.82	2.10	0.768
161.925		47.625	48.260	38.100	3.6	3.2	342	391	52.4	2 400	3 200	<b>759</b>	<b>752</b>	35.5			106.0	99.0	144.0	150.0	3.6	3.2	0.34	1.76	0.97	2.50	1.59
161.925		47.625	48.260	38.100	7.1	3.2	342	391	52.4	2 400	3 200	<b>766</b>	<b>752</b>	35.5			113.0	99.0	144.0	150.0	7.1	3.2	0.34	1.76	0.97	2.48	1.59
161.925		53.975	55.100	42.862	3.6	3.2	395	471	61.4	2 400	3 200	<b>6580R</b>	<b>6535</b>	49.8			109.0	98.0	141.0	154.0	3.6	3.2	0.40	1.50	0.82	3.09	1.65
168.275		41.275	41.275	30.162	3.6	3.2	282	349	50.4	2 200	3 000	<b>679</b>	<b>672</b>	38.6			107.0	101.0	149.0	160.0	3.6	3.2	0.47	1.28	0.70	2.75	1.22
190.500		57.150	57.531	44.450	7.9	3.2	482	565	72.4	2 100	2 700	<b>855R</b>	<b>854</b>	40.0			118.0	103.0	170.0	174.0	7.9	3.2	0.33	1.79	0.99	5.05	2.66

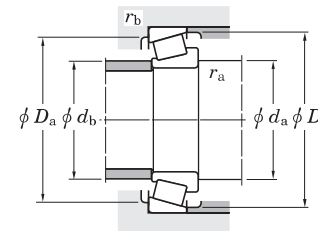
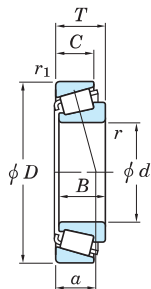
[Note] 1) To the bearings with supplementary code "J" attached at the front of bearing number, tolerances shown in table 7-8 on page A72 are applied.

[Remark] Inch series tapered roller bearings with bore diameter larger than 100 mm are shown in catalog "large size ball & roller bearings".



# Single-row tapered roller bearings inch series

$d$  (88.900) ~ 99.975 mm



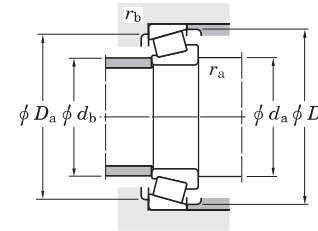
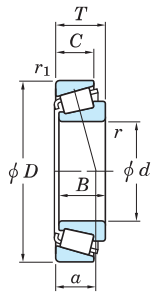
Boundary dimensions (mm)							Basic load ratings (kN)		Fatigue load limit (kN)	Limiting speeds (min <sup>-1</sup> )		Bearing No. <sup>1)</sup>	Load center (mm)	Mounting dimensions (mm)					Constant $e$	Axial load factors		(Refer.) Mass (kg)					
$d$	$D$	$T$	$B$	$C$	$r_{min.}$	$r_{1 min.}$	$C_r$	$C_{0r}$	$C_u$	Grease lub.	Oil lub.			Inner ring	Outer ring	$a$	$d_a$	$d_b$		$D_a$	$D_b$	$r_{a max.}$	$r_{b max.}$	$e$	$Y_1$	$Y_0$	Inner ring
<b>88.900</b>	190.500	57.150	57.531	46.038	7.9	3.2	549	602	76.9	2 000	2 700	<b>HH221434</b>	<b>HH221410</b>	42.5	120.0	105.0	171.0	179.0	7.9	3.2	0.33	1.79	0.99	5.57	2.21		
	200.000	52.761	49.212	34.925	3.6	3.2	433	471	58.8	1 400	1 900			54.5	118.0	112.0	174.0	188.0	3.6	3.2	0.63	0.95	0.52	5.27	2.28		
<b>89.974</b>	146.975	40.000	40.000	32.500	7.1	3.6	259	310	46.6	2 500	3 300	<b>HM218248</b>	<b>HM218210</b>	30.8	112.0	99.0	133.0	141.0	7.1	3.6	0.33	1.80	0.99	1.66	0.784		
<b>90.000</b>	145.000	35.000	34.000	27.000	3.0	2.5	244	291	43.5	2 500	3 400	<b>JM718149</b>	<b>JM718110</b>	32.7	105.0	99.0	131.0	139.0	3.0	2.5	0.44	1.35	0.74	1.47	0.652		
	155.000	44.000	44.000	35.500	3.0	2.5	363	407	54.8	2 400	3 200			<b>JHM318448</b>	<b>JHM318410</b>	34.5	106.0	100.0	140.0	148.0	3.0	2.5	0.34	1.76	0.97	2.37	1.00
	161.925	53.975	55.100	42.862	3.0	3.2	395	471	61.4	2 400	3 200			<b>6581XR</b>	<b>6535</b>	41.0	102.0	98.0	141.0	154.0	3.0	3.2	0.40	1.50	0.82	3.02	1.65
<b>90.488</b>	161.925	47.625	48.260	38.100	3.6	3.2	342	391	52.4	2 400	3 200	<b>760</b>	<b>752</b>	35.5	107.0	101.0	144.0	150.0	3.6	3.2	0.34	1.76	0.97	2.42	1.59		
<b>92.075</b>	146.050	33.338	34.925	26.195	3.6	3.2	223	293	43.2	2 500	3 300	<b>47890R</b>	<b>47820</b>	32.6	107.0	101.0	131.0	140.0	3.6	3.2	0.45	1.34	0.74	1.46	0.657		
	168.275	41.275	41.275	30.162	3.6	3.2	282	349	50.4	2 200	3 000			<b>681</b>	<b>672</b>	38.6	110.0	104.0	149.0	160.0	3.6	3.2	0.47	1.28	0.70	2.61	1.22
	168.275	41.275	41.275	30.162	6.4	3.2	282	349	50.4	2 200	3 000			<b>681A</b>	<b>672</b>	38.6	116.0	104.0	149.0	160.0	6.4	3.2	0.47	1.28	0.70	2.60	1.22
	180.975	47.625	48.006	38.100	3.6	3.2	362	438	56.6	2 100	2 800			<b>778</b>	<b>772</b>	39.5	111.0	105.0	161.0	168.0	3.6	3.2	0.39	1.56	0.86	3.65	1.92
	190.500	57.150	57.531	44.450	7.9	3.2	482	565	72.4	2 100	2 700			<b>857R</b>	<b>854</b>	39.9	121.0	106.0	170.0	174.0	7.9	3.2	0.33	1.79	0.99	4.86	2.66
<b>95.000</b>	150.000	35.000	34.000	27.000	3.0	2.5	235	294	43.4	2 400	3 300	<b>JM719149</b>	<b>JM719113</b>	33.5	109.0	104.0	135.0	143.0	3.0	2.5	0.44	1.36	0.75	1.43	0.766		
<b>95.250</b>	128.588	15.875	15.083	11.908	1.6	1.6	72.6	93.0	13.1	2 600	3 500	<b>LL319349</b>	<b>LL319310</b>	20.3	103.0	100.0	122.0	125.0	1.6	1.6	0.35	1.71	0.94	0.393	0.147		
	130.175	20.638	21.432	16.670	1.6	1.6	121	167	24.7	2 600	3 500			<b>L319249</b>	<b>L319210</b>	22.2	107.0	101.0	122.0	125.0	1.6	1.6	0.35	1.72	0.95	0.548	0.246
	146.050	33.338	34.925	26.195	3.6	3.2	223	293	43.2	2 500	3 300			<b>47896R</b>	<b>47820</b>	32.6	110.0	103.0	131.0	140.0	3.6	3.2	0.45	1.34	0.74	1.34	0.657
	147.638	35.717	36.322	26.192	5.2	0.8	230	287	42.5	2 400	3 300			<b>594A</b>	<b>592XE</b>	33.4	113.0	104.0	135.0	142.0	5.2	0.8	0.44	1.36	0.75	1.45	0.620
	157.162	36.512	36.116	26.195	3.6	3.2	227	288	41.7	2 300	3 000			<b>52375</b>	<b>52618</b>	36.0	112.0	105.0	142.0	153.0	3.6	3.2	0.47	1.26	0.69	1.94	0.694
	168.275	41.275	41.275	30.162	3.6	3.2	282	349	50.4	2 200	3 000			<b>683</b>	<b>672</b>	38.6	113.0	106.0	149.0	160.0	3.6	3.2	0.47	1.28	0.70	2.46	1.22
	190.500	57.150	57.531	44.450	7.9	3.2	482	565	72.4	2 100	2 700			<b>864R</b>	<b>854</b>	39.9	123.0	108.0	170.0	174.0	7.9	3.2	0.33	1.79	0.99	4.64	2.66
	190.500	57.150	57.531	46.038	7.9	3.2	549	602	76.9	2 000	2 700			<b>HH221440</b>	<b>HH221410</b>	42.5	125.0	110.0	171.0	179.0	7.9	3.2	0.33	1.79	0.99	5.16	2.21
	<b>98.425</b>	168.275	41.275	41.275	30.162	3.6	3.2	282	349	50.4	2 200			3 000	<b>685</b>	<b>672</b>	38.6	116.0	109.0	149.0	160.0	3.6	3.2	0.47	1.28	0.70	2.29
190.500		57.150	57.531	46.038	3.6	3.2	549	602	76.9	2 000	2 700	<b>HH221442</b>	<b>HH221410</b>	42.5			119.0	113.0	171.0	179.0	3.6	3.2	0.33	1.79	0.99	4.97	2.21
<b>99.975</b>	212.725	66.675	66.675	53.975	3.6	3.2	641	699	87.1	1 800	2 400	<b>HH224334</b>	<b>HH224310</b>	47.6	122.0	117.0	192.0	202.0	3.6	3.2	0.33	1.84	1.01	7.91	3.03		

[Note] 1) To the bearings with supplementary code "J" attached at the front of bearing number, tolerances shown in table 7-8 on page A72 are applied.

[Remark] Inch series tapered roller bearings with bore diameter larger than 100 mm are shown in catalog "large size ball & roller bearings".

Single-row tapered roller bearings  
inch series

*d* 99.982 ~ (107.950) mm



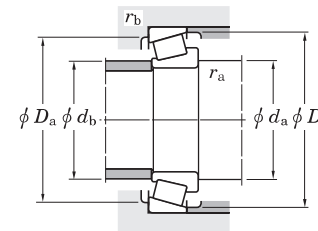
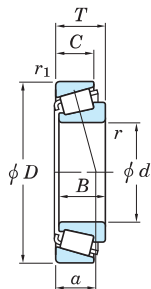
Boundary dimensions (mm)							Basic load ratings (kN)		Fatigue load limit (kN)	Limiting speeds (min <sup>-1</sup> )		Bearing No. <sup>1)</sup>	Load center (mm)	Mounting dimensions (mm)					Constant <i>e</i>	Axial load factors		(Refer.) Mass (kg)			
<i>d</i>	<i>D</i>	<i>T</i>	<i>B</i>	<i>C</i>	<i>r</i> <sub>min.</sub>	<i>r</i> <sub>1 min.</sub>	<i>C<sub>r</sub></i>	<i>C<sub>0r</sub></i>	<i>C<sub>u</sub></i>	Grease lub.	Oil lub.			Inner ring	Outer ring	<i>a</i>	<i>d<sub>a</sub></i>	<i>d<sub>b</sub></i>		<i>D<sub>a</sub></i>	<i>D<sub>b</sub></i>	<i>r<sub>a</sub></i> <sub>max.</sub>	<i>r<sub>b</sub></i> <sub>max.</sub>	<i>Y</i> <sub>1</sub>	<i>Y</i> <sub>0</sub>
<b>99.982</b>	190.500	57.150	57.531	46.038	6.4	3.2	549	602	76.9	2 000	2 700	<b>HH221447</b>	<b>HH221410</b>	42.5	126.0	114.0	171.0	179.0	6.4	3.2	0.33	1.79	0.99	4.84	2.21
<b>100.000</b>	155.000	36.000	35.000	28.000	3.0	2.5	256	328	47.7	2 300	3 100	<b>JM720249</b>	<b>JM720210</b>	35.6	110.0	110.0	139.0	148.0	3.0	2.5	0.47	1.27	0.70	1.64	0.763
	160.000	41.000	40.000	32.000	3.0	2.5	298	378	54.6	2 300	3 000	<b>JHM720249</b>	<b>JHM720210</b>	38.3	110.0	111.0	143.0	153.0	3.0	2.5	0.47	1.28	0.70	2.11	0.964
<b>100.012</b>	157.162	36.512	36.116	26.195	3.6	3.2	227	288	41.7	2 300	3 000	<b>52393</b>	<b>52618</b>	36.0	113.0	115.0	142.0	153.0	3.6	3.2	0.47	1.26	0.69	1.74	0.694
<b>101.600</b>	157.162	36.512	36.116	26.195	3.6	3.2	227	288	41.7	2 300	3 000	<b>52400</b>	<b>52618</b>	36.0	114.0	115.0	142.0	153.0	3.6	3.2	0.47	1.26	0.69	1.67	0.694
	157.162	36.512	36.116	26.195	7.9	3.2	227	288	41.7	2 300	3 000	<b>52401</b>	<b>52618</b>	36.0	126.0	111.0	142.0	153.0	7.9	3.2	0.47	1.26	0.69	1.64	0.694
	168.275	41.275	41.275	30.162	3.6	3.2	282	349	50.4	2 200	3 000	<b>687</b>	<b>672</b>	38.6	114.0	115.0	146.0	157.0	3.6	3.2	0.47	1.28	0.70	2.15	1.22
	180.975	47.625	48.006	38.100	3.6	3.2	362	438	56.6	2 100	2 800	<b>780</b>	<b>772</b>	39.5	114.0	120.0	156.0	165.0	3.6	3.2	0.39	1.56	0.86	3.09	1.92
	190.500	57.150	57.531	44.450	7.9	3.2	482	565	72.4	2 100	2 700	<b>861R</b>	<b>854</b>	39.9	129.0	114.0	170.0	174.0	7.9	3.2	0.33	1.79	0.99	4.20	2.66
	190.500	57.150	57.531	46.038	7.9	3.2	549	602	76.9	2 000	2 700	<b>HH221449</b>	<b>HH221410</b>	42.5	123.0	119.0	168.0	178.0	7.9	3.2	0.33	1.79	0.99	4.72	2.21
	200.000	52.761	49.212	34.925	3.6	3.2	433	471	58.8	1 400	1 900	<b>98400</b>	<b>98788</b>	54.5	114.0	123.0	170.0	185.0	3.6	3.2	0.63	0.95	0.52	4.55	2.28
	212.725	66.675	66.675	53.975	7.1	3.2	563	674	84.1	1 800	2 400	<b>941</b>	<b>932</b>	47.6	121.0	135.0	181.0	192.0	7.1	3.2	0.33	1.84	1.01	7.07	4.07
	212.725	66.675	66.675	53.975	7.1	3.2	641	699	87.1	1 800	2 400	<b>HH224335</b>	<b>HH224310</b>	47.6	121.0	134.0	189.0	201.0	7.1	3.2	0.33	1.84	1.01	7.76	3.03
	<b>104.775</b>	180.975	47.625	48.006	38.100	3.6	3.2	362	438	56.6	2 100	2 800	<b>782</b>	<b>772</b>	39.5	117.0	120.0	156.0	165.0	3.6	3.2	0.39	1.56	0.86	2.90
180.975		47.625	48.006	38.100	6.4	3.2	362	438	56.6	2 100	2 800	<b>786</b>	<b>772</b>	39.5	123.0	120.0	156.0	165.0	6.4	3.2	0.39	1.56	0.86	2.88	1.92
180.975		47.625	48.006	38.100	7.1	3.2	362	438	56.6	2 100	2 800	<b>787</b>	<b>772</b>	39.5	129.0	116.0	161.0	168.0	7.1	3.2	0.39	1.56	0.86	2.87	1.92
190.500		47.625	49.212	34.925	3.6	3.2	381	483	60.9	1 900	2 600	<b>71412</b>	<b>71750</b>	40.9	117.0	131.0	167.0	177.0	3.6	3.2	0.42	1.44	0.79	3.96	1.72
<b>106.362</b>	165.100	36.512	36.512	26.988	3.6	3.2	245	325	46.3	2 200	2 900	<b>56418R</b>	<b>56650</b>	38.6	122.0	116.0	149.0	159.0	3.6	3.2	0.50	1.21	0.66	1.84	0.852
<b>107.950</b>	146.050	21.432	21.432	16.670	1.6	1.6	108	167	23.5	2 300	3 100	<b>L521949R</b>	<b>L521910</b>	26.2	116.0	114.0	136.0	141.0	1.6	1.6	0.39	1.53	0.84	0.665	0.325
	158.750	23.020	21.438	15.875	3.6	3.2	130	169	23.9	2 200	3 000	<b>37425</b>	<b>37625</b>	36.5	121.0	121.0	141.0	148.0	3.6	3.2	0.61	0.99	0.54	0.893	0.484
	159.987	34.925	34.925	26.988	3.6	3.2	231	319	45.8	2 200	2 900	<b>LM522546</b>	<b>LM522510</b>	32.9	122.0	116.0	146.0	154.0	3.6	3.2	0.40	1.50	0.82	1.64	0.784
	161.925	34.925	34.925	26.988	3.6	3.2	216	293	41.8	2 200	2 900	<b>48190</b>	<b>48120</b>	39.1	121.0	120.0	145.0	154.0	3.6	3.2	0.51	1.19	0.65	1.57	0.820
	165.100	36.512	36.512	26.988	3.6	3.2	245	325	46.3	2 200	2 900	<b>56425R</b>	<b>56650</b>	38.6	123.0	117.0	149.0	159.0	3.6	3.2	0.50	1.21	0.66	1.76	0.852
	168.275	36.512	36.512	26.988	3.6	3.2	245	325	46.3	2 200	2 900	<b>56425R</b>	<b>56662</b>	38.6	123.0	117.0	150.0	160.0	3.6	3.2	0.50	1.21	0.66	1.76	1.03
	190.500	47.625	49.212	34.925	3.6	3.2	381	483	60.9	1 900	2 600	<b>71425</b>	<b>71750</b>	40.9	121.0	131.0	167.0	177.0	3.6	3.2	0.42	1.44	0.79	3.76	1.72

[Note] 1) To the bearings with supplementary code "J" attached at the front of bearing number, tolerances shown in table 7-8 on page A72 are applied.

[Remark] Inch series tapered roller bearings with bore diameter larger than 100 mm are shown in catalog "large size ball & roller bearings".

# Single-row tapered roller bearings inch series

$d$  (107.950) ~ 127.000 mm



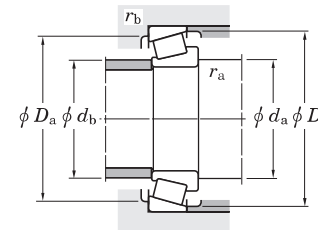
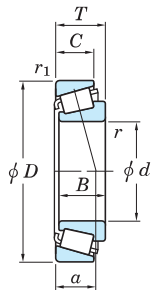
Boundary dimensions (mm)							Basic load ratings (kN)		Fatigue load limit (kN)	Limiting speeds (min <sup>-1</sup> )		Bearing No. <sup>1)</sup>	Load center (mm)	Mounting dimensions (mm)					Constant $e$	Axial load factors		(Refer.) Mass (kg)			
$d$	$D$	$T$	$B$	$C$	$r_{min.}$	$r1_{min.}$	$C_r$	$C_{0r}$	$C_u$	Grease lub.	Oil lub.			Inner ring	Outer ring	$d_a$	$d_b$	$D_a$		$D_b$	$r_{a,max.}$	$r_{b,max.}$	$Y_1$	$Y_0$	Inner ring
<b>107.950</b>	212.725	66.675	66.675	53.975	7.9	3.2	563	674	84.1	1 800	2 400	<b>936</b> <b>HH224340</b>	<b>932</b> <b>HH224310</b>	47.6	137.0	122.0	187.0	193.0	7.9	3.2	0.33	1.84	1.01	6.52	4.07
	212.725	66.675	66.675	53.975	7.9	3.2	641	699	87.1	1 800	2 400			47.6	129.0	134.0	189.0	201.0	7.9	3.2	0.33	1.84	1.01	7.21	3.03
<b>109.538</b>	158.750	23.020	21.438	15.875	3.6	3.2	130	169	23.9	2 200	3 000	<b>37431</b>	<b>37625</b>	36.5	123.0	116.0	143.0	152.0	6.4	6.4	0.61	0.99	0.54	0.848	0.484
<b>109.987</b>	159.987	34.925	34.925	26.988	7.9	3.2	231	319	45.8	2 200	2 900	<b>LM522548</b> <b>LM522549</b>	<b>LM522510</b> <b>LM522510</b>	32.9	131.0	121.0	146.0	154.0	7.9	3.2	0.40	1.50	0.82	1.52	0.784
	159.987	34.925	34.925	26.988	3.6	3.2	231	319	45.8	2 200	2 900			32.9	123.0	121.0	146.0	154.0	3.6	3.2	0.40	1.50	0.82	1.55	0.784
<b>109.992</b>	177.800	41.275	41.275	30.162	3.6	3.2	294	380	53.4	2 000	2 700	<b>64433R</b>	<b>64700</b>	42.8	128.0	121.0	160.0	172.6	3.6	3.2	0.52	1.16	0.64	2.69	1.10
<b>110.000</b>	165.000	35.000	35.000	26.500	3.0	2.5	245	325	46.3	2 200	2 900	<b>JM822049</b> <b>JHM522649</b>	<b>JM822010</b> <b>JHM522610</b>	38.1	121.0	121.0	148.0	157.0	3.0	2.5	0.50	1.21	0.66	1.64	0.826
	180.000	47.000	46.000	38.000	3.0	2.5	385	487	62.3	2 000	2 700			40.6	121.0	125.0	160.0	171.0	3.0	2.5	0.41	1.48	0.81	3.08	1.49
<b>114.300</b>	177.800	41.275	41.275	30.162	3.6	3.2	294	380	53.4	2 000	2 700	<b>64450R</b> <b>68450</b> <b>71450</b>	<b>64700</b> <b>68712</b> <b>71750</b>	42.8	131.0	125.0	160.0	172.0	3.6	3.2	0.52	1.16	0.64	2.45	1.10
	180.975	34.925	31.750	25.400	3.6	3.2	216	247	35.1	2 000	2 700			40.6	127.0	131.0	161.0	170.0	3.6	3.2	0.50	1.21	0.66	1.89	1.04
	190.500	47.625	49.212	34.925	3.6	3.2	381	483	60.9	1 900	2 600			40.9	127.0	131.0	167.0	177.0	3.6	3.2	0.42	1.44	0.79	3.33	1.72
	212.725	66.675	66.675	53.975	7.1	3.2	563	674	84.1	1 800	2 400	<b>938</b> <b>HH224346</b> <b>HH926744</b>	<b>932</b> <b>HH224310</b> <b>HH926710</b>	47.6	141.0	128.0	187.0	193.0	7.1	3.2	0.33	1.84	1.01	5.96	4.07
	212.725	66.675	66.675	53.975	7.1	3.2	641	699	87.1	1 800	2 400			47.6	134.0	134.0	189.0	201.0	7.1	3.2	0.33	1.84	1.01	6.64	3.03
	273.050	82.550	82.550	53.975	6.4	6.4	885	898	104	1 500	1 900			76.1	133.0	151.0	230.0	252.0	6.4	6.4	0.63	0.95	0.52	15.0	6.97
<b>114.976</b>	212.725	66.675	66.675	53.975	7.1	3.2	641	699	87.1	1 800	2 400	<b>HH224349</b>	<b>HH224310</b>	47.6	135.0	134.0	189.0	201.0	7.1	3.2	0.33	1.84	1.01	6.58	3.03
<b>115.087</b>	190.500	47.625	49.212	34.925	3.6	3.2	381	483	60.9	1 900	2 600	<b>71453</b> <b>71455</b>	<b>71750</b> <b>71750</b>	40.9	133.0	126.0	171.0	181.0	3.6	3.2	0.42	1.44	0.79	3.28	1.72
	190.500	47.625	49.212	34.925	7.9	3.2	381	483	60.9	1 900	2 600			40.9	136.0	131.0	167.0	177.0	7.9	3.2	0.42	1.44	0.79	3.25	1.72
<b>117.475</b>	180.975	34.925	31.750	25.400	3.6	3.2	216	247	35.1	2 000	2 700	<b>68462</b> <b>68463</b>	<b>68712</b> <b>68712</b>	40.6	130.0	131.0	161.0	170.0	3.6	3.2	0.50	1.21	0.66	1.75	1.04
	180.975	34.925	31.750	25.400	7.9	3.2	216	247	35.1	2 000	2 700			40.6	141.0	125.0	163.0	172.0	7.9	3.2	0.50	1.21	0.66	1.61	1.05
<b>120.650</b>	190.500	46.038	46.038	34.925	3.6	1.6	393	512	63.9	1 900	2 500	<b>HM624749</b> <b>HH228340</b>	<b>HM624710</b> <b>HH228310</b>	41.6	146.0	132.0	174.0	184.0	3.6	1.6	0.43	1.41	0.77	3.20	1.44
	254.000	77.788	82.550	61.912	9.5	6.4	895	1 050	125	1 500	2 000			54.3	158.0	142.0	223.0	234.0	9.5	6.4	0.32	1.87	1.03	12.6	6.00
<b>127.000</b>	254.000	77.788	82.550	61.912	9.5	6.4	895	1 050	125	1 500	2 000	<b>HH228349</b>	<b>HH228310</b>	54.3	164.0	148.0	223.0	234.0	9.5	6.4	0.32	1.87	1.03	11.8	6.00

[Note] 1) To the bearings with supplementary code "J" attached at the front of bearing number, tolerances shown in table 7-8 on page A72 are applied.

[Remark] Inch series tapered roller bearings with bore diameter larger than 100 mm are shown in catalog "large size ball & roller bearings".

Single-row tapered roller bearings  
inch series

$d$  133.350 ~ 292.100 mm



Boundary dimensions (mm)							Basic load ratings (kN)		Fatigue load limit (kN)	Limiting speeds (min <sup>-1</sup> )		Bearing No. <sup>1)</sup>	Load center (mm)	Mounting dimensions (mm)					Constant $e$	Axial load factors		(Refer.) Mass (kg)			
$d$	$D$	$T$	$B$	$C$	$r_{min.}$	$r1_{min.}$	$C_r$	$C_{0r}$	$C_u$	Grease lub.	Oil lub.			Inner ring	Outer ring	$a$	$d_a$	$d_b$		$D_a$	$D_b$	$r_{a,max.}$	$r_{b,max.}$	$e$	$Y_1$
<b>133.350</b>	177.008	25.400	26.195	20.638	1.6	1.6	176	278	38.2	1 900	2 500	<b>L327249</b>	<b>L327210</b>	29.1	142.0	145.0	164.0	171.0	1.6	1.6	0.35	1.72	0.95	1.14	0.543
<b>142.875</b>	200.025	41.275	39.688	34.130	7.9	3.3	307	491	66.5	1 700	2 200	<b>48684</b>	<b>48620</b>	38.4	166.0	151.0	185.0	193.0	7.9	3.3	0.34	1.78	0.98	2.43	1.38
	200.025	41.275	39.688	34.130	3.6	3.3	307	491	66.5	1 700	2 200	<b>48685</b>	<b>48620</b>	38.4	156.0	157.0	182.0	192.0	3.6	3.3	0.34	1.78	0.98	2.46	1.38
<b>170.000</b>	230.000	39.000	38.000	31.000	3.0	2.5	363	558	72.8	1 400	1 900	<b>JHM534149</b>	<b>JHM534110</b>	43.6	181.0	184.0	214.0	222.0	3.0	2.5	0.38	1.57	0.86	3.17	1.29
	240.000	46.000	44.500	37.000	3.0	2.5	443	666	77.1	1 400	1 800	<b>JM734449</b>	<b>JM734410</b>	50.6	181.0	184.0	220.0	231.0	3.0	2.5	0.44	1.37	0.75	4.31	2.00
<b>171.450</b>	222.250	25.400	24.608	19.050	1.6	1.6	197	299	38.7	1 400	1 900	<b>L435049</b>	<b>L435010</b>	36.0	181.0	179.0	211.0	215.0	1.6	1.6	0.38	1.60	0.88	1.63	0.697
<b>180.000</b>	250.000	47.000	45.000	37.000	3.0	2.5	456	705	81.7	1 300	1 700	<b>JM736149</b>	<b>JM736110</b>	55.2	191.0	193.0	230.0	242.0	3.0	2.5	0.48	1.25	0.69	4.47	2.10
<b>190.000</b>	260.000	46.000	44.000	36.500	3.0	2.5	461	723	81.4	1 200	1 700	<b>JM738249</b>	<b>JM738210</b>	56.0	201.0	203.0	240.0	251.0	3.0	2.5	0.48	1.26	0.69	4.71	2.18
<b>196.850</b>	254.000	28.575	27.783	21.433	1.6	1.6	236	387	48.2	1 200	1 600	<b>L540049</b>	<b>L540010</b>	43.1	206.0	214.0	238.0	245.0	1.6	1.6	0.40	1.51	0.83	2.34	1.02
<b>200.000</b>	300.000	65.000	62.000	51.000	3.6	2.5	773	1 140	124	1 100	1 500	<b>JHM840449</b>	<b>JHM840410</b>	72.1	213.0	218.0	270.0	288.0	3.6	2.5	0.52	1.15	0.63	9.97	5.13
<b>220.878</b>	317.500	47.625	52.388	36.513	3.2	3.2	611	928	103	970	1 300	<b>LM245833</b>	<b>LM245810</b>	50.5	234.0	253.0	296.0	304.0	3.2	3.2	0.33	1.80	0.99	9.56	2.78
<b>228.600</b>	358.775	71.438	71.438	53.975	3.6	3.2	968	1 590	166	840	1 100	<b>M249732</b>	<b>M249710</b>	64.4	242.0	279.0	330.0	343.0	3.6	3.2	0.33	1.80	0.99	20.1	6.44
<b>230.188</b>	317.500	47.625	52.388	36.513	3.2	3.2	611	928	103	970	1 300	<b>LM245846</b>	<b>LM245810</b>	50.5	242.0	238.0	309.0	312.0	3.2	3.2	0.33	1.80	0.99	8.25	2.78
<b>231.775</b>	317.500	47.625	52.388	36.513	3.2	3.2	611	928	103	970	1 300	<b>LM245848</b>	<b>LM245810</b>	50.5	244.0	240.0	309.0	312.0	3.2	3.2	0.33	1.80	0.99	8.02	2.78
	336.550	65.088	65.088	50.800	6.4	3.2	887	1 380	150	920	1 200	<b>M246942</b>	<b>M246910</b>	59.9	258.0	249.0	313.0	322.0	6.4	3.2	0.33	1.80	0.99	13.1	5.44
	358.775	71.438	71.438	53.975	6.4	3.2	968	1 590	166	920	1 200	<b>M249734</b>	<b>M249710</b>	64.4	258.0	253.0	335.0	343.0	6.4	3.2	0.33	1.80	0.99	19.9	6.44
<b>254.000</b>	358.775	71.438	71.438	53.975	3.6	3.2	968	1 590	166	840	1 100	<b>M249749</b>	<b>M249710</b>	64.4	268.0	279.0	330.0	343.0	3.6	3.2	0.33	1.80	0.99	14.8	6.44
<b>257.175</b>	342.900	57.150	57.150	44.450	6.4	3.2	764	1 280	135	870	1 200	<b>M349549</b>	<b>M349510</b>	60.1	276.0	276.0	320.0	330.0	6.4	3.2	0.35	1.73	0.95	9.27	3.99
<b>292.100</b>	374.650	47.625	47.625	34.925	3.6	3.2	587	971	111	760	1 000	<b>L555249</b>	<b>L555210</b>	64.7	306.0	309.0	351.0	360.0	3.6	3.2	0.40	1.49	0.82	7.97	3.53

[Note] 1) To the bearings with supplementary code "J" attached at the front of bearing number, tolerances shown in table 7-8 on page A72 are applied.

[Remark] Inch series tapered roller bearings with bore diameter larger than 100 mm are shown in catalog "large size ball & roller bearings".