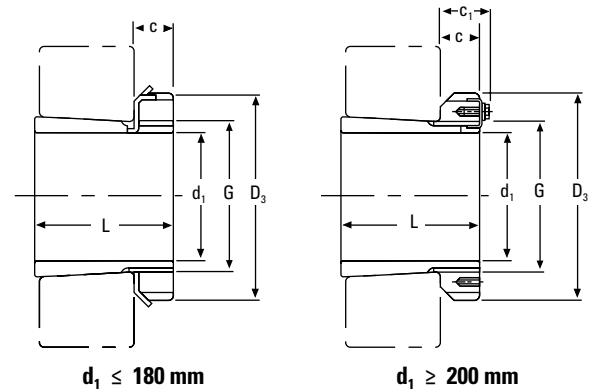


METRIC H ADAPTER SLEEVES

- Effective tapered bore bearing assembly.
- Includes mounting sleeve, locknut and lockwasher or lockplate.
- Other dimensions may be available, consult your Timken sales engineer.



d_1	Sleeve Part Number ⁽¹⁾	L	C	Thread ⁽²⁾ G	D_3	C_1	Weight	Locknuts	Lockwasher and Lockplates	Appropriate Hydraulic Nut
mm		mm	mm	mm	mm	mm	kg			
20	H305	29	8	M 25x1.5	38	–	0.17	KM5	MB5	–
25	H306	31	8	M 30x1.5	45	–	0.24	KM6	MB6	–
30	H307	35	9	M 35x1.5	52	–	0.31	KM7	MB7	–
35	H308	36	10	M 40x1.5	58	–	0.42	KM8	MB8	–
35	H2308	46	10	M 40x1.5	58	–	0.22	KM8	MB8	–
40	H309	39	11	M 45x1.5	65	–	0.55	KM9	MB9	–
40	H2309	50	11	M 45x1.5	65	–	0.28	KM9	MB9	–
45	H310	42	12	M 50x1.5	70	–	0.67	KM10	MB10	HMV10
45	H2310	55	12	M 50x1.5	70	–	0.36	KM10	MB10	HMV10
50	H311	45	12	M 55x2	75	–	0.76	KM11	MB11	HMV11
50	H2311	59	12	M 55x2	75	–	0.42	KM11	MB11	HMV11
55	H312	47	13	M 60x2	80	–	0.87	KM12	MB12	HMV12
55	H2312	62	13	M 60x2	80	–	0.48	KM12	MB12	HMV12
60	H313	50	14	M 65x2	85	–	1.01	KM13	MB13	HMV13
60	H314	52	14	M 70x2	92	–	1.59	KM14	MB14	HMV14
60	H2313	65	14	M 65x2	85	–	0.56	KM13	MB13	HMV13
60	H2314	68	14	M 70x2	92	–	0.90	KM14	MB14	HMV14
65	H315	55	15	M 75x2	98	–	1.83	KM15	MB15	HMV15
65	H2315	73	15	M 75x2	98	–	1.05	KM15	MB15	HMV15
70	H316	59	17	M 80x2	105	–	2.27	KM16	MB16	HMV16
70	H2316	78	17	M 80x2	105	–	1.28	KM16	MB16	HMV16
75	H317	63	18	M 85x2	110	–	2.60	KM17	MB17	HMV17
75	H2317	82	18	M 85x2	110	–	1.45	KM17	MB17	HMV17
80	H318	65	18	M 90x2	120	–	3.02	KM18	MB18	HMV18
80	H2318	86	18	M 90x2	120	–	1.69	KM18	MB18	HMV18
85	H319	68	19	M 95x2	125	–	3.44	KM19	MB19	HMV19
85	H2319	90	19	M 95x2	125	–	1.92	KM19	MB19	HMV19
90	H320	71	20	M 100x2	130	–	3.73	KM20	MB20	HMV20
90	H3120	76	20	M 100x2	130	–	1.80	KM20	MB20	HMV20
90	H2320	97	20	M 100x2	130	–	2.15	KM20	MB20	HMV20

⁽¹⁾Adapter sleeves are supplied complete with locknuts and lockwasher or lockplates.

⁽²⁾M means metric thread and the digits are major diameter of thread and pitch.

NOTE: Sleeves are not sold separately.

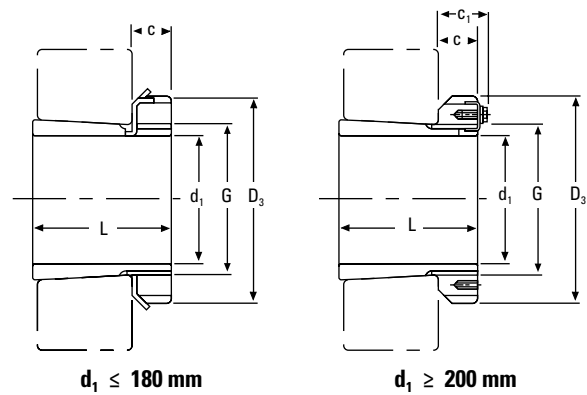
Continued on next page.

SPHERICAL ROLLER BEARING METRIC AND INCH ACCESSORIES

METRIC H ADAPTER SLEEVES

METRIC H ADAPTER SLEEVES – continued

- Effective tapered bore bearing assembly.
- Includes mounting sleeve, locknut and lockwasher or lockplate.
- Other dimensions may be available, consult your Timken sales engineer.



Continued from previous page.

d_1	Sleeve Part Number ⁽¹⁾	L	C	Thread ⁽²⁾ G	D_3	C_1	Weight	Locknuts	Lockwasher and Lockplates	Appropriate Hydraulic Nut
mm		mm	mm	mm	mm	mm	kg			
95	H321	74	20	M 105x2	140	–	4.30	KM 21	MB21	HMV21
95	H2321	101	20	M 105x2	140	–	2.46	KM21	MB21	HMV21
100	H322	77	21	M 110x2	145	–	4.81	KM22	MB22	HMV22
100	H3122	81	21	M 110x2	145	–	2.25	KM22	MB22	HMV22
100	H2322	105	21	M 110x2	145	–	2.74	KM22	MB22	HMV22
110	H3024	72	22	M 120x2	145	–	1.93	KML24	MBL24	HMV24
110	H3124	88	22	M 120x2	155	–	2.64	KM24	MB24	HMV24
110	H2324	112	22	M 120x2	155	–	3.19	KM24	MB24	HMV24
115	H3926	65	23	M 130x2	155	–	2.40	KML26	MBL26	HMV26
115	H3026	80	23	M 130x2	155	–	2.85	KML26	MBL26	HMV26
115	H3126	92	23	M 130x2	165	–	3.66	KM26	MB26	HMV26
115	H2326	121	23	M 130x2	165	–	4.60	KM26	MB26	HMV26
125	H3928	66	24	M 140x2	165	–	2.70	KML28	MBL28	HMV28
125	H3028	82	24	M 140x2	165	–	3.16	KML28	MBL28	HMV28
125	H3128	97	24	M 140x2	180	–	4.34	KM28	MB28	HMV28
125	H2328	131	24	M 140x2	180	–	5.55	KM28	MB28	HMV28
135	H3930	76	26	M 150x2	180	–	3.60	KML30	MBL30	HMV30
135	H3030	87	26	M 150x2	180	–	3.89	KML30	MBL30	HMV30
135	H3130	111	26	M 150x2	195	–	5.52	KM30	MB30	HMV30
135	H2330	139	26	M 150x2	195	–	6.63	KM30	MB30	HMV30
140	H3932	78	27.5	M 160x3	190	–	4.60	KML32	MBL32	HMV32
140	H3032	93	27.5	M 160x3	190	–	5.21	KML32	MBL32	HMV32
140	H3132	119	28	M 160x3	210	–	7.67	KM32	MB32	HMV32
140	H2332	147	28	M 160x3	210	–	9.14	KM32	MB32	HMV32
150	H3934	79	27.5	M 170x3	200	–	5.00	KML34	MBL34	HMV34
150	H3034	101	28.5	M 170x3	200	–	5.99	KML34	MBL34	HMV34
150	H3134	122	29	M 170x3	220	–	8.38	KM34	MB34	HMV34
150	H2334	154	29	M 170x3	220	–	10.20	KM34	MB34	HMV34

⁽¹⁾Adapter sleeves are supplied complete with locknuts and lockwasher or lockplates.

⁽²⁾M means metric thread and the digits are major diameter of thread and pitch.

NOTE: Sleeves are not sold separately.

Continued on next page.

Continued from previous page.

d ₁	Sleeve Part Number ⁽¹⁾	L	C	Thread ⁽²⁾⁽³⁾ G	D ₃	C ₁	Weight	Locknuts	Lockwasher and Lockplates	Appropriate Hydraulic Nut
mm		mm	mm	mm	mm	mm	kg			
160	H3936	87	29.5	M 180x3	210	–	5.70	KML36	MBL36	HMV36
160	H3036	109	29.5	M 180x3	210	–	6.83	KML36	MBL36	HMV36
160	H3136	131	30	M 180x3	230	–	9.50	KM36	MB36	HMV36
160	H2336	161	30	M 180x3	230	–	11.30	KM36	MB36	HMV36
170	H3938	89	30.5	M 190x3	220	–	6.19	KML38	MBL38	HMV38
170	H3038	112	30.5	M 190x3	220	–	7.45	KML38	MBL38	HMV38
170	H3138	141	31	M 190x3	240	–	10.80	KM38	MB38	HMV38
170	H2338	169	31	M 190x3	240	–	12.60	KM38	MB38	HMV38
180	H3940	98	31.5	M 200x3	240	–	7.89	KML40	MBL40	HMV40
180	H3040	120	31.5	M 200x3	240	–	9.19	KML40	MBL40	HMV40
180	H3140	150	32	M 200x3	250	–	12.10	KM40	MB40	HMV40
180	H2340	176	32	M 200x3	250	–	13.90	KM40	MB40	HMV40
200	H3944	96	30	Tr 220x4	260	41	8.16	HM3044	MS3044	HMV44
200	H3044	126	30	Tr 220x4	260	41	10.30	HM3044	MS3044	HMV44
200	H3144	161	35	Tr 220x4	280	–	15.10	HM44T	MB44	HMV44
200	H2344	186	35	Tr 220x4	280	–	17.00	HM44T	MB44	HMV44
220	H3948	101	34	Tr 240x4	290	46	11.00	HM3048	MS3048	HMV48
220	H3048	133	34	Tr 240x4	290	46	13.20	HM3048	MS3048	HMV48
220	H3148	172	37	Tr 240x4	300	–	17.60	HM48T	MS48	HMV48
220	H2348	199	37	Tr 240x4	300	–	20.00	HM48T	MS48	HMV48
240	H3952	116	34	Tr 260x4	310	46	12.80	HM3052	MS3052	HMV52
240	H3052	145	34	Tr 260x4	310	46	15.30	HM3052	MS3052	HMV52
240	H3152	190	39	Tr 260x4	330	–	22.30	HM52T	MB52	HMV52
240	H2352	211	39	Tr 260x4	330	–	24.50	HM52T	MB52	HMV52
260	H3956	121	38	Tr 280x4	330	50	15.30	HM3056	MS3056	HMV56
260	H3056	152	38	Tr 280x4	330	50	17.70	HM3056	MS3056	HMV56
260	H3156	195	41	Tr 280x4	350	–	25.10	HM56T	MB56	HMV56
260	H2356	224	41	Tr 280x4	350	–	28.40	HM56T	MB56	HMV56
280	H3960	140	42	Tr 300x4	360	54	20.00	HM3060	MS3060	HMV60
280	H3060	168	42	Tr 300x4	360	54	22.80	HM3060	MS3060	HMV60
280	H3160	208	40	Tr 300x4	380	53	30.20	HM3160	MS3160	HMV60
280	H3260	240	40	Tr 300x4	380	53	34.10	HM3160	MS3160	HMV60
300	H3964	140	42	Tr 320x5	380	55	21.50	HM3064	MS3064	HMV64
300	H3064	171	42	Tr 320x5	380	55	24.60	HM3064	MS3064	HMV64
300	H3164	226	42	Tr 320x5	400	56	34.90	HM3164	MS3164	HMV64
300	H3264	258	42	Tr 320x5	400	56	39.30	HM3164	MS3164	HMV64

⁽¹⁾Adapter sleeves are supplied complete with locknuts and lockwasher or lockplates.

Continued on next page.

⁽²⁾M means metric thread and the digits are major diameter of thread and pitch.

⁽³⁾Tr means 30°. Trapezoid thread and the digits are outside diameter of thread and pitch.

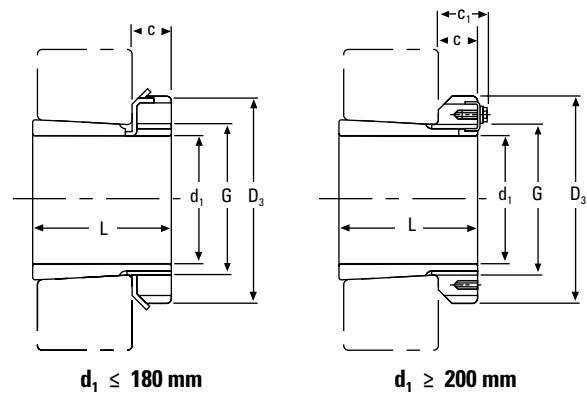
NOTE: Sleeves are not sold separately.

SPHERICAL ROLLER BEARING METRIC AND INCH ACCESSORIES

METRIC H ADAPTER SLEEVES

METRIC H ADAPTER SLEEVES – continued

- Effective tapered bore bearing assembly.
- Includes mounting sleeve, locknut and lockwasher or lockplate.
- Other dimensions may be available, consult your Timken sales engineer.



Continued from previous page.

d_1	Sleeve Part Number ⁽¹⁾	L	C	Thread ⁽²⁾ G	D_3	C_1	Weight	Locknuts	Lockwasher and Lockplates	Appropriate Hydraulic Nut
mm		mm	mm	mm	mm	mm	kg			
320	H3968	144	45	Tr 340x5	400	58	24.50	HM3068	MS3068	HMV68
320	H3068	187	45	Tr 340x5	400	58	28.70	HM3068	MS3068	HMV68
320	H3168	254	55	Tr 340x5	440	72	50.00	HM3168	MS3168	HMV68
320	H3268	288	55	Tr 340x5	440	72	54.60	HM3168	MS3168	HMV68
340	H3972	144	45	Tr 360x5	420	58	25.20	HM3072	MS3072	HMV72
340	H3072	188	45	Tr 360x5	420	58	30.50	HM3072	MS3072	HMV72
340	H3172	259	58	Tr 360x5	460	75	56.00	HM3172	MS3172	HMV72
340	H3272	299	58	Tr 360x5	460	75	60.60	HM3172	MS3172	HMV72
360	H3976	164	48	Tr 380x5	450	62	31.50	HM3076	MS3076	HMV76
360	H3076	193	48	Tr 380x5	450	62	35.80	HM3076	MS3076	HMV76
360	H3176	264	60	Tr 380x5	490	77	61.70	HM3176	MS3176	HMV76
360	H3276	310	60	Tr 380x5	490	77	69.60	HM3176	MS3176	HMV76
380	H3980	168	52	Tr 400x5	470	66	35.00	HM3080	MS3080	HMV80
380	H3080	210	52	Tr 400x5	470	66	41.30	HM3080	MS3080	HMV80
380	H3180	272	62	Tr 400x5	520	82	73.00	HM3180	MS3180	HMV80
380	H3280	328	62	Tr 400x5	520	82	81.00	HM3180	MS3180	HMV80
400	H3984	168	52	Tr 420x5	490	66	36.60	HM3084	MS3084	HMV84
400	H3084	212	52	Tr 420x5	490	66	43.70	HM3084	MS3084	HMV84
400	H3184	304	70	Tr 420x5	540	90	84.20	HM3184	MS3184	HMV84
400	H3284	352	70	Tr 420x5	540	90	96.00	HM3184	MS3184	HMV84
410	H3988	189	60	Tr 440x5	520	77	58.00	HM3088	MS3088	HMV88
410	H3088	228	60	Tr 440x5	520	77	65.20	HM3088	MS3088	HMV88
410	H3188	307	70	Tr 440x5	560	90	104.00	HM3188	MS3188	HMV88
410	H3288	361	70	Tr 440x5	560	90	118.00	HM3188	MS3188	HMV88
430	H3992	189	60	Tr 460x5	540	77	60.00	HM3092	MS3092	HMV92
430	H3192	326	75	Tr 460x5	580	95	116.00	HM3192	MS3192	HMV92
430	H3292	382	75	Tr 460x5	580	95	134.00	HM3192	MS3192	HMC92
450	H3996	200	60	Tr 480x5	560	77	66.00	HM3096	MS3096	HMV96
450	H3296	397	75	Tr 480x5	620	95	153.00	HM3196	MS3196	HMV96

⁽¹⁾Adapter sleeves are supplied complete with locknuts and lockwasher or lockplates.

⁽²⁾Tr means 30°. Trapezoid thread and the digits are outside diameter of thread and pitch.

NOTE: Sleeves are not sold separately.