UCFC
Cylindrical bore (with set screws)
d 12 ~ 50 mm

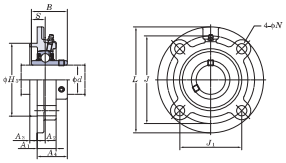

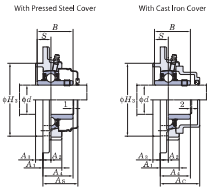

Variations of tolerance of spigot joint outside diameter (Δ_{Dm}), variations of tolerance of distance from mounting surface to center of spherical bore (Δ_{Sa}), tolerance of position of bolt hole (X), and tolerance of circumferential runout of spigot joint (Y)

Unit: mm

Housing No.		Δ_{Dm}	Δ_{Sa}	X	Y
FC204~FC206	FCX05	$^{0}_{-0.046}$	±0.5	0.7	0.2
FC207~FC210	FCX06~FCX10	$^{0}_{-0.054}$			
FC211~FC217	FCX11~FCX15	$^{0}_{-0.063}$	±0.8	1	0.3
FC218	FCX16~FCX18	$^{0}_{-0.072}$			
	FCX20				0.4

Variations of tolerance of bolt hole diameter (Δ_{Sw})

Unit: mm

Housing No.		Δ_{Sw}
FC204~FC218	FCX05~FCX20	±0.2

Shaft Dia. mm	Shaft Dia. inch	Dimensions inch / mm											Bolt Size inch / mm	Standard Unit No.	Housing No.	Bearing No.		Mass kg	Basic Load Ratings kN C_r	C_{0r}	Factor f_0	With Pressed Steel Cover Unit No. Open Type	Closed Type	Dimension mm	inch A_5	Mass kg	With Cast Iron Cover Unit No. Open Type	Closed Type	Dimension mm	inch A_6	Mass kg
d		L	H_3	J	J_1	N	A_3	A_2	A_5	A_4	B	S																				
12														UCFC201		UC201		0.78				UCFC201C	UCFC201D	32.5	1 9/32	0.78	–	–	–	–	–
	1/2													UCFC201-8		UC201-8		0.78				–	–	–	–	–	–	–	–	–	–
15		3 15/16	2.4409	3 5/64	2 11/64	15/32	13/16	25/64	13/64	1 1/8	1.220	0.500	3/8	UCFC202	FC204	UC202		0.76	12.8	6.65	13.2	UCFC202C	UCFC202D	32.5	1 9/32	0.76	–	–	–	–	–
	5/8	100	62	78	55.1	12	20.5	10	5	28.3	31	12.7	M10	UCFC202-10		UC202-10		0.76				–	–	–	–	–	–	–	–	–	–
17														UCFC203		UC203		0.75				UCFC203C	UCFC203D	32.5	1 9/32	0.75	–	–	–	–	–
	3/4													UCFC204-12		UC204-12		0.75				–	–	–	–	–	–	–	–	–	–
20														UCFC204		UC204		0.73				UCFC204C	UCFC204D	32.5	1 9/32	0.73	UCFC204FC	UCFC204FD	41	1 17/32	0.84
	7/8													UCFC205-14	FC205	UC205-14		0.95				–	–	–	–	–	–	–	–	–	–
	15/16	4 17/32	2.7559	3 35/64	2 1/2	15/32	13/16	25/64	15/64	1 5/16	1.343	0.563	3/8	UCFC205-15		UC205-15		0.95	14.0	7.85	13.9	–	–	–	–	–	–	–	–	–	–
25		115	70	90	63.6	12	21	10	6	29.8	34.1	14.3	M10	UCFC205		UC205		0.95				UCFC205C	UCFC205D	34.5	1 11/32	0.95	UCFC205FC	UCFC205FD	43	1 21/32	1.1
	1													UCFC205-16		UC205-16		0.95				–	–	–	–	–	–	–	–	–	–
		4 7/8	2.9921	3 3/8	2 9/16	3/4	19/16	25/64	15/64	1 9/32	1.500	0.626	3/16	UCFCX05	FCX05	UCX05		1.2	19.5	11.3	13.9	UCFCX05C	UCFCX05D	36.5	1 7/16	1.2	–	–	–	–	–
	1	111	76	92	65	9.5	24	10	6	32.2	38.1	15.9	M8	UCFCX05-16		UCX05-16		1.2				–	–	–	–	–	–	–	–	–	–
	1 1/8													UCFC206-18	FC206	UC206-18		1.3				–	–	–	–	–	–	–	–	–	–
		4 29/32	3.1496	3 13/16	2 23/32	15/32	20/32	25/64	3/16	1 9/32	1.500	0.626	3/8	UCFC206		UC206		1.3	19.5	11.3	13.9	UCFC206C	UCFC206D	36.5	1 7/16	1.3	UCFC206FC	UCFC206FD	45	1 25/32	1.6
	1 3/16	125	80	100	70.7	12	23	10	8	32.2	38.1	15.9	M10	UCFC206-19		UC206-19		1.3				–	–	–	–	–	–	–	–	–	–
30	1 1/4													UCFC206-20		UC206-20		1.3				–	–	–	–	–	–	–	–	–	–
		5	3.3465	4 9/64	2 29/64	19/32	7/8	5/16	3/8	1 9/16	1.689	0.689	3/8	UCFC06	FCX06	UCX06		1.5	25.7	15.4	13.9	UCFCX06C	UCFCX06D	38	1 1/2	1.5	–	–	–	–	–
	1 3/16	127	85	105	74.2	12	22.5	8	9.5	33.4	42.9	17.5	M10	UCFCX06-19		UCX06-19		1.5				–	–	–	–	–	–	–	–	–	–
	1 1/4													UCFCX06-20		UCX06-20		1.5				–	–	–	–	–	–	–	–	–	–
	1 1/4													UCFC207-20	FC207	UC207-20		1.7				–	–	–	–	–	–	–	–	–	–
	1 5/16													UCFC207-21		UC207-21		1.7				–	–	–	–	–	–	–	–	–	–
	1 3/8	5 5/16	3.5433	4 21/64	3 1/16	35/64	1 1/32	7/16	5/16	1 7/16	1.689	0.689	7/16	UCFC207-22		UC207-22		1.7	25.7	15.4	13.9	–	–	–	–	–	–	–	–	–	–
		135	90	110	77.8	14	26	11	8	36.4	42.9	17.5	M12	UCFC207		UC207		1.7				UCFC207C	UCFC207D	41	1 5/8	1.7	UCFC207FC	UCFC207FD	50	1 31/32	2.1
35	1 7/16													UCFC207-23		UC207-23		1.7				–	–	–	–	–	–	–	–	–	–
	1 3/8	5 1/4	3.6220	4 3/8	3 3/32	15/32	1 1/32	23/64	7/16	1 17/32	1.937	0.748	3/8	UCFCX07-22	FCX07	UCX07-22		1.9	29.1	17.8	14.0	–	–	–	–	–	–	–	–	–	–
		133	92	111	78.5	12	26	9	11	39.2	49.2	19	M10	UCFCX07		UCX07		1.9				UCFCX07C	UCFCX07D	43.5	1 23/32	1.9	–	–	–	–	–
	1 7/16													UCFCX07-23		UCX07-23		1.9				–	–	–	–	–	–	–	–	–	–
	1 1/2													UCFC208-24	FC208	UC208-24		2.0	29.1	17.8	14.0	–	–	–	–	–	–	–	–	–	–
	1 9/16	5 23/32	3.9370	4 23/32	3 11/32	35/64	1 1/32	7/16	25/64	1 5/16	1.937	0.748	7/16	UCFC208-25		UC208-25		2.0				–	–	–	–	–	–	–	–	–	–
40		145	100	120	84.8	14	26	11	10	41.2	49.2	19	M12	UCFC208		UC208		2.0				UCFC208C	UCFC208D	45.5	1 25/32	2.0	UCFC208FC	UCFC208FD	54	2 1/8	2.4
	1 1/2	5 1/4	3.6220	4 3/8	3 3/32	15/32	1 1/32	23/64	7/16	1 17/32	1.937	0.748	3/8	UCFCX08-24	FCX08	UCX08-24		2.0	34.1	21.3	14.0	–	–	–	–	–	–	–	–	–	–
		133	92	111	78.5	12	26	9	11	39.2	49.2	19	M10	UCFCX08		UCX08		2.0				UCFCX08C	UCFCX08D	43.5	1 23/32	2.0	–	–	–	–	–
	1 5/8													UCFC209-26	FC209	UC209-26		2.6	34.1	21.3	14.0	–	–	–	–	–	–	–	–	–	–
	1 11/16	6 5/16	4.1339	5 13/64	3 43/64	5/8	1 1/32	25/64	15/32	1 19/32	1.937	0.748	1/2	UCFC209-27		UC209-27		2.6				–	–	–	–	–	–	–	–	–	–
	1 3/4	160	105	132	93.3	16	26	10	12	40.2	49.2	19	M14	UCFC209-28		UC209-28		2.6				–	–	–	–	–	–	–	–	–	–
45														UCFC209		UC209		2.6				UCFC209C	UCFC209D	44.5	1 7/8	2.6	UCFC209FC	UCFC209FD	54	2 1/8	3.0
	1 11/16	6 3/32	4.2520	5 1/8	3 7/8	35/64	31/32	5/16	15/32	1 19/32	2.031	0.748	7/16	UCFCX09-27	FCX09	UCX09-27		2.6	35.1	23.3	14.4	–	–	–	–	–	–	–	–	–	–
	1 3/4	155	108	130	91.9	14	25	8	12	40.6	51.6	19	M12	UCFCX09-28		UCX09-28		2.6				–	–	–	–	–	–	–	–	–	–
														UCFCX09		UCX09		2.6				UCFCX09C	UCFCX09D	45	1 25/32	2.6	–	–	–	–	–
	1 7/8													UCFC210-30	FC210	UC210-30		2.9	35.1	23.3	14.4	–	–	–	–	–	–	–	–	–	–
	1 15/16	6 1/2	4.3307	5 7/16	3 27/32	5/8	1 3/32	25/64	15/32	1 13/16	2.031	0.748	1/2	UCFC210-31		UC210-31		2.9				–	–	–	–	–	–	–	–	–	–
		165	110	138	97.6	16	28	10	12	42.6	51.6	19	M14	UCFC210		UC210		2.9				UCFC210C	UCFC210D	47	1 27/32	2.9	UCFC210FC	UCFC210FD	58.5	2 5/16	3.4
50	2													UCFC210-32		UC210-32		2.9				–	–	–	–	–	–	–	–	–	–
	1 15/16													UCFCX10-31	FCX10	UCX10-31		3.2	43.4	29.4	14.4	–	–	–	–	–	–	–	–	–	–
		6 7/8	4.6457	5 23/64	3 27/32	35/64	31/32	9/32	5/8	1 19/32	2.189	0.874	7/16	UCFCX10		UCX10		3.2				UCFCX10C	UCFCX10D	45	1 25/32	3.2	–	–	–	–	–
	2	162	118	136	96.2	14	25	7	16	40.4	55.6	22.2	M12	UCFCX10-32		UCX10-32		3.2				–	–	–	–	–	–	–	–	–	–

Remarks
1. In Part No. of unit and units with covers, fitting codes follow bore diameter numbers. (See **Table 10.5** in P.62.)
2. Part No. of applicable grease fittings are shown below.
   A-1/4-28UNF ..... 201~210, X05~X09
   A-R1/8 ..... 211~218, X10~X20
3. As for the triple seal type product (from 201 to 205 are the double seal type products), suffix code L3 (L2) follows the Part No. of unit or bearing. (Example of Part No. : UCFC206JL3, UC206L3)
4. For the dimensions and forms of applicable bearings, see the dimensional tables of ball bearing for unit.
5. Housings of nodular graphite cast iron are also available.

UCFC
Cylindrical bore (with set screws)
d 55 ~ 100 mm

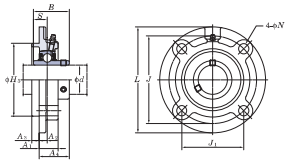

With Pressed Steel Cover

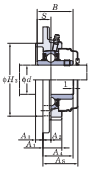

With Cast Iron Cover

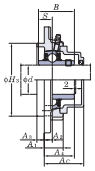

Variations of tolerance of spigot joint outside diameter (Δ_{Dm}), variations of tolerance of distance from mounting surface to center of spherical bore (Δ_{Hs}), tolerance of position of bolt hole (X), and tolerance of circumferential runout of spigot joint (Y)

Unit: mm

Housing No.		Δ_{Dm}	Δ_{Hs}	X	Y
FC204~FC206	FCX05	0 −0.046	±0.5	0.7	0.2
FC207~FC210	FCX06~FCX10	0 −0.054			
FC211~FC217	FCX11~FCX15	0 −0.063	±0.8	1	0.3
FC218	FCX16~FCX18	0 −0.072			
–	FCX20				0.4

Variations of tolerance of bolt hole diameter (Δ_{Sw})

Unit: mm

Housing No.		Δ_{Sw}
FC204~FC218	FCX05~FCX20	±0.2

Shaft Dia. mm	Shaft Dia. inch	Dimensions inch / mm											Bolt Size inch / mm	Standard Unit No.	Housing No.	Bearing No.		Mass kg	Basic Load Ratings kN C_r	C_{0r}	Factor f_0	With Pressed Steel Cover Unit No. Open Type	Closed Type	Dimension mm	inch	Mass kg	With Cast Iron Cover Unit No. Open Type	Closed Type	Dimension mm	inch	Mass kg
d		L	H_3	J	J_1	N	A_3	A_2	A_5	A_4	B	S												A_x					A_x		
55	2													**UCFC211-32**	FC211	UC211-32		4.2	43.4	29.4	14.4	–	–	–	–	–	–	–	–	–	–
	2 1/8	7 9/32	4.9213	5 29/32	4 11/64	3/4	1 7/32	33/64	15/32	1 13/16	2.189	0.874	5/8	**UCFC211-34**		UC211-34		4.2				–	–	–	–	–	–	–	–	–	–
		185	125	150	106.1	19	31	13	12	46.4	55.6	22.2	M16	**UCFC211**		UC211		4.2				UCFC211C	UCFC211D	51	2	4.2	UCFC211FC	UCFC211FD	62.5	2 15/32	4.8
	2 3/16													**UCFC211-35**		UC211-35		4.2				–	–	–	–	–	–	–	–	–	–
	2 3/16	7 3/32	5	5 43/64	4 15/64	5/8	1 1/32	5/32	25/64	1 23/32	2.563	1.000	1/2	**UCFC11**	FCX11	UCX11		4.3	52.4	36.2	14.4	UCFCX11C	UCFCX11D	48.5	1 29/32	4.3	–	–	–	–	–
		180	127	152	107.5	16	26	4	22	43.7	65.1	25.4	M14	**UCFCX11-35**		UCX11-35		4.3				–	–	–	–	–	–	–	–	–	–
	2 1/4													**UCFCX11-36**		UCX11-36		4.3				–	–	–	–	–	–	–	–	–	–
60	2 1/4													**UCFC212-36**	FC212	UC212-36		5.0	52.4	36.2	14.4	–	–	–	–	–	–	–	–	–	–
		7 11/16	5.3150	6 19/64	4 29/64	3/4	1 13/32	43/64	15/32	2 7/32	2.563	1.000	5/8	**UCFC212**		UC212		5.0				UCFC212C	UCFC212D	61.5	2 13/32	5.0	UCFC212FC	UCFC212FD	74	2 29/32	5.8
	2 3/8	195	135	160	113.1	19	36	17	12	56.7	65.1	25.4	M16	**UCFC212-38**		UC212-38		5.0				–	–	–	–	–	–	–	–	–	–
	2 7/16													**UCFC212-39**		UC212-39		5.0				–	–	–	–	–	–	–	–	–	–
		7 7/8	5.5118	6 1/2	4 17/32	5/8	1 5/16	7/16	25/32	2	2.563	1.000	1/2	**UCFC12**	FCX12	UCX12		5.3	57.2	40.1	14.4	UCFCX12C	UCFCX12D	55.5	2 7/16	5.3	–	–	–	–	–
	2 7/16	194	140	165	116.7	16	33	11	20	50.7	65.1	25.4	M14	**UCFC12-39**		UCX12-39		5.3				–	–	–	–	–	–	–	–	–	–
65	2 1/2	8 1/16	5.7087	6 11/16	4 47/64	3/4	1 13/32	5/8	35/64	2 3/16	2.563	1.000	5/8	**UCFC213-40**	FC213	UC213-40		5.6	57.2	40.1	14.4	–	–	–	–	–	–	–	–	–	–
		205	145	170	120.2	19	36	16	14	55.7	65.1	25.4	M16	**UCFC213**		UC213		5.6				UCFC213C	UCFC213D	60.5	2 7/8	5.6	UCFC213FC	UCFC213FD	73	2 7/8	6.4
	2 1/2	7 7/8	5.5118	6 1/2	4 17/32	5/8	1 5/16	7/16	25/32	2 3/16	2.937	1.189	1/2	**UCFC13-40**	FCX13	UCX13-40		5.7	62.2	44.1	14.5	–	–	–	–	–	–	–	–	–	–
		194	140	165	116.7	16	33	11	20	55.4	74.6	30.2	M14	**UCFC13**		UCX13		5.7				UCFCX13C	UCFCX13D	60.5	2 7/8	5.7	–	–	–	–	–
70	2 3/4	8 31/32	5.9055	6 31/32	4 39/64	3/4	1 9/16	49/64	35/64	2 31/32	2.937	1.189	5/8	**UCFC214-44**	FC214	UC214-44		6.8	62.2	44.1	14.5	–	–	–	–	–	–	–	–	–	–
		215	150	177	125.1	19	40	17	14	61.4	74.6	30.2	M16	**UCFC214**		UC214		6.8				UCFCX14C	UCFCX14D	66.5	2 7/8	6.8	UCFCX214FC	UCFCX214FD	79	3 1/8	7.7
	2 3/4	8 7/4	6.4567	7 31/64	5 9/32	3/4	1 11/32	39/64	29/32	2 7/16	3.063	1.331	3/4	**UCFCX14-44**	FCX14	UCX14-44		7.3	67.4	48.3	14.5	–	–	–	–	–	–	–	–	–	–
		222	164	190	134.3	19	36	14	20	58.5	77.8	33.3	M16	**UCFCX14**		UCX14		7.3				UCFCX14C	UCFCX14D	63.5	2 1/2	7.3	–	–	–	–	–
75	2 15/16	8 21/32	6.2992	7 1/4	5 1/8	3/4	1 9/16	49/64	5/8	2 15/32	3.063	1.331	3/8	**UCFC215-47**	FC215	UC215-47		7.2	67.4	48.3	14.5	–	–	–	–	–	–	–	–	–	–
		220	160	184	130.1	19	40	18	16	62.5	77.8	33.3	M16	**UCFC215**		UC215		7.2				UCFC215C	UCFC215D	67.5	2 21/32	7.2	UCFC215FC	UCFC215FD	80	3 5/32	8.2
	3													**UCFC215-48**		UC215-48		7.2				–	–	–	–	–	–	–	–	–	–
	2 15/16	8 1/4	6.4567	7 31/64	5 9/32	3/4	1 3/8	15/32	55/64	2 15/32	3.252	1.311	5/8	**UCFC215-47**	FCX15	UCX15-47		8.0	72.7	53.0	14.6	–	–	–	–	–	–	–	–	–	–
		222	164	190	134.3	19	35	12	22	61.3	82.6	33.3	M16	**UCFCX15**		UCX15		8.0				UCFCX15C	UCFCX15D	66.5	2 7/8	8.0	–	–	–	–	–
	3													**UCFCX15-48**		UCX15-48		8.0				–	–	–	–	–	–	–	–	–	–
80	3 1/8	9 7/16	6.6929	7 7/8	5 9/16	29/32	1 31/32	45/64	5/8	2 27/32	3.252	1.311	3/4	**UCFC216-50**	FC216	UC216-50		8.7	72.7	53.0	14.6	–	–	–	–	–	–	–	–	–	–
		240	170	200	141.4	23	42	18	16	67.3	82.6	33.3	M20	**UCFC216**		UC216		8.7				UCFC216C	UCFC216D	72.5	2 27/32	8.7	UCFC216FC	UCFC216FD	87	3 7/16	9.9
	–	10 1/4	7.3228	8 5/16	6 5/32	29/32	1 13/32	25/64	63/64	2 7/16	3.374	1.343	3/4	**UCFCX16**	FCX16	UCX16		11.3	84.0	61.9	14.5	UCFCX16C	UCFCX16D	66.5	2 7/8	11.3	–	–	–	–	–
		260	186	219	154.8	23	36	10	25	61.6	85.7	34.1	M20																		
85	3 1/4	9 27/32	7.0866	8 5/16	5 31/64	29/32	1 21/32	45/64	45/64	2 1/4	3.374	1.343	3/4	**UCFC217-52**	FC217	UC217-52		10.3	84.0	61.9	14.5	–	–	–	–	–	–	–	–	–	–
		250	180	208	147.1	23	45	18	18	69.6	85.7	34.1	M20	**UCFC217**		UC217		10.3				UCFC217C	UCFC217D	74.5	2 15/16	10.3	UCFC217FC	UCFC217FD	89	3 1/2	11.7
	3 7/16	10 1/4	7.3228	8 5/8	6 3/32	29/32	1 13/32	25/64	63/64	2 5/8	3.780	1.563	3/4	**UCFCX17**	FCX17	UCX17		12.9	96.1	71.5	14.5	UCFCX17C	UCFCX17D	71.5	2 13/16	12.9	–	–	–	–	–
		260	186	219	154.8	23	36	10	25	66.3	96	39.7	M20	**UCFCX17-55**		UCX17-55		12.9				–	–	–	–	–	–	–	–	–	–
90	3 1/2	10 7/16	7.4803	8 21/32	6 1/8	29/32	1 31/32	55/64	45/64	3 3/32	3.780	1.563	3/4	**UCFC218-56**	FC218	UC218-56		13.3	96.1	71.5	14.5	–	–	–	–	–	–	–	–	–	–
		265	190	220	155.5	23	50	22	18	78.3	96	39.7	M20	**UCFC218**		UC218		13.3				UCFC218C	UCFC218D	83.5	3 9/32	13.3	UCFC218FC	UCFC218FD	98	3 27/32	14.8
	–	10 7/4	7.3228	8 5/8	6 7/32	29/32	1 11/16	59/32	1 7/64	2 7/8	4.094	1.689	7/4	**UCFCX18**	FCX18	UCX18		13.5	109	81.9	14.4	–	–	–	–	–	UCFCX18C	UCFCX18C	92	3 5/8	15.4
		260	186	219	154.8	23	43	12	28	73.1	104	42.9	M20																		
100	3 15/16	10 7/8	8.1102	9 5/8	6 5/8	29/32	2 15/32	55/64	1 7/64	3 9/16	4.626	1.937	3/4	**UCFCX20**	FCX20	UCX20		18.2	133	105	14.4	–	–	–	–	–	UCFCX20C	UCFCX20D	116	4 9/16	20.7
	4	276	206	238	168.3	23	66	22	28	90.3	117.5	49.2	M20	**UCFCX20-63**		UCX20-63		18.2				–	–	–	–	–	–	–	–	–	–
														UCFCX20-64		UCX20-64		18.2				–	–	–	–	–	–	–	–	–	–

Remarks
1. In Part No. of unit and units with covers, fitting codes follow bore diameter numbers. (See **Table 10.5** in P.62.)
2. Part No. of applicable grease fittings are shown below.
   A-1/4-28UNF ..... 201~210, X05~X09
   A-R1/8 ..... 211~218, X10~X20
3. As for the triple seal type product (from 201 to 205 are the double seal type products), suffix code L3 (L2) follows the Part No. of unit or bearing. (Example of Part No. : UCFC206JL3, UC206L3)
4. For the dimensions and forms of applicable bearings, see the dimensional tables of ball bearing for unit.
5. Housings of nodular graphite cast iron are also available.