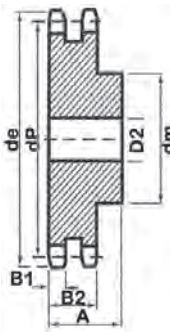
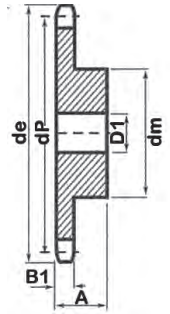
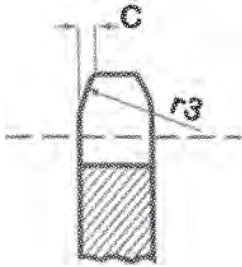


## 06B-1-2 Sprocket

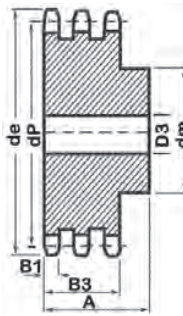
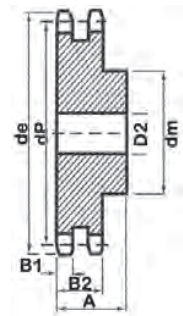
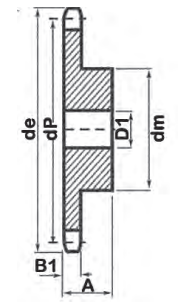
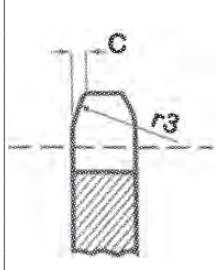


Pinions		mm
Tooth Radius r3		
Radius Width C		
Tooth Width B1		5.3
Tooth Width b1		
Tooth Width B2		15.4
Chain		mm
Pitch		9.53
Inside		5.72
Roller $\phi$		6.35

Teeth	de	dp	Simplex				Duplex			
			dm	D1	A	App. Kg	dm	D2	A	App. Kg
8	28.6	24.89	15	8	20	0.03	-	-	-	-
9	31.5	27.85	18	8	20	0.04	18	8	25	0A
10	34.5	30.82	20	8	20	0.06	20	8	25	0.11
11	37.5	33.8	22	8	25	0.09	22	10	30	0.13
12	40.5	36.8	25	8	25	0.10	25	10	30	0.16
13	43.5	39.8	28	8	25	0.11	28	10	30	0.20
14	46.5	42.8	31	8	25	0.12	31	10	30	0.25
15	49.5	45.81	34	8	25	0.14	34	10	30	0.29
16	52.5	48.82	37	10	28	0.18	37	12	30	0.34
17	55.5	51.83	40	10	28	0.20	40	12	30	0.39
18	58.6	54.85	43	10	28	0.23	43	12	30	0.45
19	61.6	57.87	45	10	28	0.25	46	12	30	0.52
20	64.6	60.89	46	10	28	0.31	49	12	30	0.59
21	67.6	63.91	48	12	28	0.36	52	16	30	0.68
22	70.6	66.93	50	12	28	0.37	55	16	30	0.75
23	73.7	69.95	52	12	28	0.39	58	16	30	0.80
24	76.7	72.97	54	12	28	0.40	61	16	30	0.84
25	79.7	76	57	12	28	0.41	64	16	30	0.89
26	82.7	79.02	60	12	28	0.42	67	16	30	0.91
27	85.7	82.04	60	12	28	0.44	70	16	30	1.00
28	88.8	85.07	60	12	28	0.45	73	16	30	1.07
29	91.8	88.09	60	12	28	0.47	76	16	30	1.14
30	94.8	91.12	60	12	28	0.48	79	16	30	1.22
31	97.9	94.15	65	14	30	0.51	-	-	-	-
32	100.9	97.17	65	14	30	0.56	-	-	-	-
33	103.9	100.2	65	14	30	0.62	-	-	-	-
34	106.9	103.2	65	14	30	0.66	-	-	-	-
35	110	106.3	65	14	30	0.68	-	-	-	-
36	113	109.3	70	16	30	0.71	-	-	-	-
37	116	112.3	70	16	30	0.74	-	-	-	-
38	119	115.3	70	16	30	0.77	90	16	30	1.72
39	122.1	118.4	70	16	30	0.79	-	-	-	-
40	125.1	121.4	70	16	30	0.81	-	-	-	-
45	140.2	136.5	75	16	30	0.91	90	19	35	2.35
48	149.7	145.6	75	16	30		90	20	35	
57	176.6	172.9	75	19	30	1.27	90	20	35	3.47
76	234.2	230.5	75	19	30	1.91	90	20	38	5.67
95	291.8	288.1	75	19	30	2.61	95	25	38	8.64
114	349.4	345.7	75	19	30	3.63	95	25	38	11.12

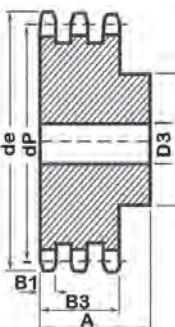
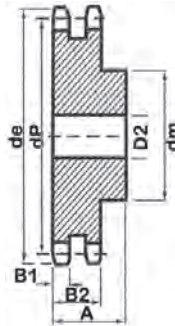
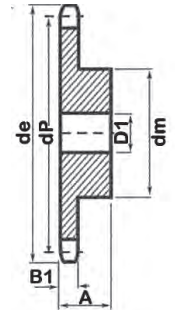
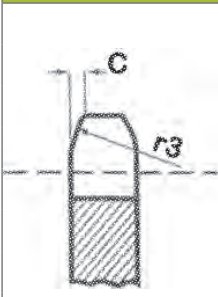
"Why compete against your supplier when you can be our partner"

08B-1-2-3 Sprocket		Teeth	de	dp	Simplex			Duplex			Triplex					
					dm	D1	A	App. Kg	dm	D2	A	App. Kg	dm	D3	A	App. Kg
		8	38	33.18	20	10	25	0.13	-	-	-	-	-	-	-	
		9	42	37.13	24	10	25	0.14	24	10	32	0.18	-	-	-	-
		10	45.9	41.1	26	10	25	0.15	28	10	32	0.22	-	-	-	-
		11	49.9	45.07	29	10	25	0.17	32	12	35	0.24	-	-	-	-
		12	53.9	49.07	33	10	28	0.24	35	12	35	0.26	-	-	-	-
		13	57.9	53.06	37	10	28	0.25	38	12	35	0.28	38	16	50	0.59
		14	61.9	57.07	41	10	28	0.31	42	12	35	0.34	42	16	50	0.72
		15	65.9	61.09	45	10	28	0.33	46	12	35	0.36	46	16	50	0.81
		16	69.9	65.1	50	12	28	0.37	50	16	38	0.40	50	16	50	0.90
		17	74	69.11	52	12	28	0.51	54	16	38	0.44	54	16	50	1.04
		18	78	73.14	56	12	28	0.54	58	16	38	0.49	58	16	50	1.22
		19	82	77.16	60	12	28	0.65	62	16	38	0.57	62	16	50	1.41
		20	86	81.19	64	12	28	0.76	66	16	38	0.65	66	16	50	1.58
		21	90.1	85.22	68	14	28	0.82	70	16	40	0.72	70	16	55	1.81
		22	94.1	89.24	70	14	28	0.88	70	16	40	0.80	70	16	55	2.03
		23	98.1	93.27	70	14	28	1.05	70	16	40	0.83	70	16	55	2.27
		24	102.1	97.29	70	14	28	1.07	75	16	40	0.94	75	16	55	2.44
		25	106.2	101.3	70	14	28	1.13	80	16	40	0.98	80	16	55	2.54
		26	110.2	105.4	70	16	30	1.15	85	16	40	1.04	85	20	55	OA
		27	114.2	109.4	70	16	30	1.19	85	16	40	1.08	85	20	55	2.85
		28	118.3	113.4	70	16	30	1.30	90	16	40	1.10	90	20	55	3.16
		29	121	117.5	80	11	30	OA	95	20	40	OA	95	20	55	OA
		30	126.3	121.5	80	16	30	1.36	100	16	40	1.16	95	20	55	3.48
		31	130.4	125.5	90	16	30	1.41	100	120	40	OA	-	-	-	-
		32	134.4	129.6	90	16	30	1.46	100	20	40	1.24	-	-	-	-
		33	138.4	133.6	90	16	30	1.51	100	20	40	OA	-	-	-	-
		34	142.5	137.6	90	16	30	1.56	100	20	40	1.33	-	-	-	-
		35	146.5	141.7	90	16	30	1.61	100	20	40	OA	-	-	-	-
		36	150.6	145.7	90	16	35	1.69	100	20	40	2.05	-	-	-	-
		37	154.6	149.8	90	16	35	1.74	100	20	40	OA	-	-	-	-
		38	158.6	153.8	90	16	35	1.78	100	20	40	2.17	120	25	55	6.49
		39	162.7	157.8	90	16	35	1.83	100	20	40	OA	-	-	-	-
		40	166.7	161.9	90	16	35	1.88	100	20	40	2.28	-	-	-	-
		41	171	165.9	-	-	-	-	110	20	50	OA	-	-	-	-
		42	176.5	170	90	19	35	1.97	110	20	50	2.32	-	-	-	-
		43	179	174	-	-	-	-	110	20	50	OA	-	-	-	-
		44	185	178	-	-	-	-	110	20	50	OA	-	-	-	-
		45	188.6	182.1	90	19	35	2.11	110	20	50	2.49	-	-	-	-
		46	193	186.1	-	-	-	-	110	20	50	OA	-	-	-	-
		48	200.7	194.2	100	19	35	2.76	110	20	45	2.65	-	-	-	-
		50	208.8	202.3	88	20	42	2.90	-	-	-	-	-	-	-	-
		55	229	222.5	88	20	42	3.15	-	-	-	-	-	-	-	-
		57	233.1	230.5	100	19	35	3.28	110	25	45	3.88	120	25	60	12.62
		60	249.2	242.7	100	19	35	3.45	-	-	-	-	-	-	-	-
		76	313.9	307.3	100	19	35	5.73	120	30	45	6.60	130	30	65	22.23
		95	390.7	384.1	100	25	35	8.90	120	30	45	9.89	-	-	-	-
		114	467.4	460.9	100	25	35	11.17	120	30	45	12.88	-	-	-	-



Pinions	mm
Tooth Radius r3	
Radius Width C	
Tooth Width B1	7.2
Tooth Width b1	
Tooth Width B2	21
Tooth Width B3	34.9
Chain	mm
Pitch	12.7
Inside	7.75
Roller ø	8.51

## 10B-1-2-3 Sprocket

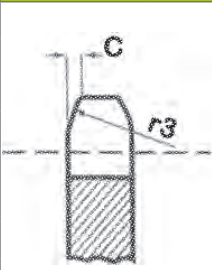


Pinions		mm
Tooth Radius r3		
Radius Width C		
Tooth Width B1	9.1	
Tooth Width b1		
Tooth Width B2	25.5	
Tooth Width B3		
Chain		mm
Pitch	5.88	
Inside	9.65	
Roller $\phi$	10.2	

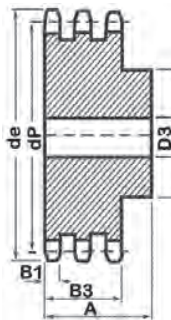
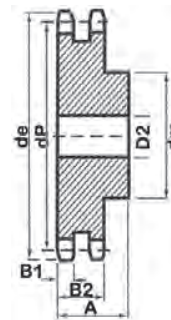
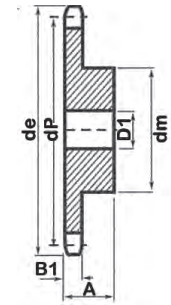
Teeth	de	dp	Simplex				Duplex				Triplex					
			dm	D1	A	App. Kg	dm	D2	A	App. Kg	dm	D3	A	App. Kg		
8	48.4	41.48	25	10	25	0.09	-	-	-	-	-	-	-	-	-	-
9	53.3	46.42	30	10	25	0.14	30	12	40	0.31	-	-	-	-	-	-
10	58.3	51.37	35	10	25	0.23	35	12	40	0.39	-	-	-	-	-	-
11	63.2	56.35	37	12	30	0.27	39	16	40	0.44	-	-	-	-	-	-
12	68.2	61.34	42	12	30	0.32	44	16	40	0.57	-	-	-	-	-	-
13	73.2	66.32	47	12	30	0.36	49	16	40	0.71	-	-	-	-	-	-
14	78.2	71.34	52	12	30	0.45	54	16	40	0.84	54	16	55	OA		
15	83.2	76.36	57	12	30	0.59	59	16	40	1.01	-	-	-	-	-	-
16	88.3	81.37	60	12	30	0.68	64	16	45	1.19	-	-	-	-	-	-
17	93.3	86.39	60	12	30	0.82	69	16	45	1.38	-	-	-	-	-	-
18	98.3	91.42	70	14	30	0.91	74	16	45	1.62	74	16	60	OA		
19	103.3	96.45	70	14	30	1.04	79	16	45	1.77	79	16	60	OA		
20	108.4	101.5	75	14	30	1.13	84	16	45	1.93	-	-	-	-	-	-
21	113.4	106.5	75	16	30	1.18	85	20	45	2.22	85	20	60	OA		
22	118.4	111.6	80	16	30	1.27	90	20	45	2.53	90	20	60	OA		
23	123.5	116.6	80	16	30	1.45	95	20	45	2.77	-	-	-	-	-	-
24	128.5	121.6	80	16	30	1.50	100	20	45	2.95	-	-	-	-	-	-
25	133.6	126.7	80	16	30	1.59	105	20	45	3.15	-	-	-	-	-	-
26	138.6	131.7	85	20	35	1.63	110	20	45	3.42	-	-	-	-	-	-
27	143.6	136.8	85	20	35	1.68	110	20	45	3.98	-	-	-	-	-	-
28	148.7	141.8	90	20	35	1.72	115	20	45	4.2	-	-	-	-	-	-
29	153.7	146.8	90	20	35	1.91	115	20	45	4.43	-	-	-	-	-	-
30	158.8	151.9	90	20	35	2.04	120	20	45	4.66	-	-	-	-	-	-
31	163.8	156.9	95	20	35	2.13	-	-	-	-	-	-	-	-	-	-
32	168.9	162	95	20	35	2.27	-	-	-	-	-	-	-	-	-	-
33	173.9	167	95	20	35	2.33	-	-	-	-	-	-	-	-	-	-
34	178.9	172.1	95	20	35	2.36	-	-	-	-	-	-	-	-	-	-
35	184	177.1	95	20	35	2.48	-	-	-	-	-	-	-	-	-	-
36	189	182.2	100	20	35	2.56	-	-	-	-	-	-	-	-	-	-
37	194.1	187.2	100	20	35	2.68	-	-	-	-	-	-	-	-	-	-
38	199.1	192.2	100	20	35	2.72	120	20	45	7.67	120	25	60	OA		
39	204.2	197.3	100	20	35	2.86	-	-	-	-	-	-	-	-	-	-
40	209.2	202.3	100	20	35	2.95	120	20	45	7.92	-	-	-	-	-	-
42	220.8	212.4	108	20	43	3.01	-	-	-	-	-	-	-	-	-	-
45	236	227.6	108	20	43	3.73	OA	OA	OA	9.21	-	-	-	-	-	-
48	251.1	242.7	108	20	43	4.18	-	-	-	-	-	-	-	-	-	-
50	261.2	252.8	108	20	43	4.40	-	-	-	-	-	-	-	-	-	-
55	286.5	278.1	108	20	43	4.96	-	-	-	-	-	-	-	-	-	-
57	296.6	288.2	108	20	43	5.27	100	30	56	15.07	-	-	-	-	-	-
60	311.7	303.3	108	20	43	5.9	-	-	-	-	-	-	-	-	-	-
76	392.5	384.2	90	24	50	11.03	100	30	63	26.31	-	-	-	-	-	-
95	488.5	480.1	100	24	56	14.57	110	30	63	32.69	-	-	-	-	-	-
114	584.5	576.1	100	25	56	20.61	125	30	70	49.3	-	-	-	-	-	-

"Why compete against your supplier when you can be our partner"

## 12B-1-2-3 Sprocket

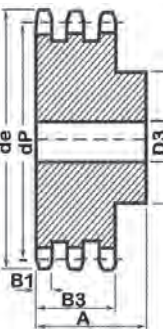
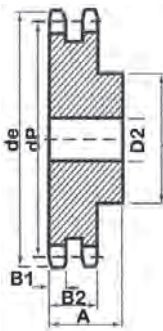
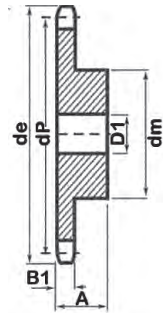
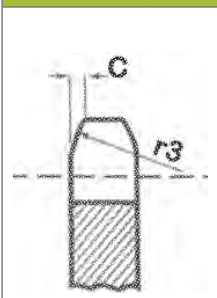


Pinions	mm
Tooth Radius r3	
Radius Width C	
Tooth Width B1	11.1
Tooth Width b1	
Tooth Width B2	30.3
Tooth Width B3	49.8
Chain	mm
Pitch	19.05
Inside	11.68
Roller $\phi$	12.07



Teeth	de	dp	Simplex				Duplex				Triplex				
			dm	D1	A	App. Kg	dm	D2	A	App. Kg	dm	D3	A	App. Kg	
8	58	49.78	31	12	30	0A	-	-	-	-	-	-	-	-	-
9	63.9	55.7	37	12	30	0A	37	16	45	0.75	-	-	-	-	-
10	69.8	61.64	42	12	30	0A	42	16	45	0.90	-	-	-	-	-
11	75.8	67.61	46	16	35	0.53	47	16	50	1.00	47	20	70	0A	-
12	81.8	73.6	52	16	35	0.67	53	16	50	1.23	-	-	-	-	-
13	87.8	79.59	58	16	35	0.75	59	16	50	1.41	59	20	70	1.77	-
14	93.8	85.61	64	16	35	0.91	65	20	50	1.68	-	-	-	-	-
15	99.8	91.63	70	16	35	1.14	71	20	50	1.95	71	20	70	2.45	-
16	105.8	97.65	75	16	35	1.27	77	20	50	2.27	77	20	70	0A	-
17	111.9	103.7	80	16	35	1.46	83	20	50	2.63	83	20	70	3.49	-
18	117.9	109.7	80	16	35	1.69	89	20	50	3.18	89	20	70	0A	-
19	123.9	115.8	80	16	35	1.78	95	20	50	3.50	95	20	70	4.54	-
20	130	121.8	80	16	35	2.10	100	20	50	3.72	100	20	70	0A	-
21	136	127.8	90	20	40	2.27	100	20	50	4.31	100	25	70	5.67	-
22	142	133.9	90	20	40	2.38	100	20	50	4.77	100	20	70	0A	-
23	148.1	139.9	90	20	40	2.49	110	20	50	4.99	110	25	70	6.62	-
24	154.1	145.9	90	20	40	2.62	110	20	50	5.45	110	20	70	0A	-
25	160.2	152	90	20	40	2.78	120	20	50	5.67	120	25	70	7.71	-
26	166.2	158	95	20	40	2.89	120	20	50	6.13	-	-	-	-	-
27	172.3	164.1	95	20	40	3.05	120	20	50	6.49	120	25	70	8.99	-
28	178.3	170.1	95	20	40	3.12	120	20	50	6.81	-	-	-	-	-
29	184.4	176.2	95	20	40	3.30	120	20	50	7.13	-	-	-	-	-
30	190.4	182.3	95	20	40	3.44	120	20	50	7.49	120	25	70	10.53	-
31	196.5	188.3	95	20	40	3.50	-	-	-	-	-	-	-	-	-
32	202.5	194.4	95	20	40	3.75	-	-	-	-	-	-	-	-	-
33	208.6	200.4	95	20	40	3.82	-	-	-	-	-	-	-	-	-
34	214.6	206.5	95	20	40	3.99	-	-	-	-	-	-	-	-	-
35	220.7	212.5	95	20	40	4.10	120	20	50	10.18	-	-	-	-	-
36	226.8	218.6	100	25	40	4.35	120	25	50	12.31	-	-	-	-	-
37	232.8	224.6	100	25	40	4.64	-	-	-	-	-	-	-	-	-
38	238.9	230.1	100	25	40	4.92	120	25	50	12.99	130	25	70	20.57	-
39	244.9	236.8	100	25	40	5.15	-	-	-	-	-	-	-	-	-
40	251	242.8	100	25	40	5.22	-	-	-	-	-	-	-	-	-
41	258	248.86	100	25	40	0A	-	-	-	-	-	-	-	-	-
42	265	254.9	118	25	60	5.78	-	-	-	-	-	-	-	-	-
43	272	260.98	100	25	40	0A	-	-	-	-	-	-	-	-	-
44	276	267.03	100	25	40	0A	-	-	-	-	-	-	-	-	-
45	283.2	273.1	100	25	56	6.34	136	25	62	15.38	-	-	-	-	-
48	301.4	291.3	118	25	60	7.18	-	-	-	-	-	-	-	-	-
50	313.5	303.4	118	25	60	8.01	-	-	-	-	-	-	-	-	-
55	343.8	333.7	118	25	60	9.90	-	-	-	-	-	-	-	-	-
57	355.9	345.8	100	30	56	10.10	120	30	63	25.34	140	40	70	33.73	-
60	374.1	364	118	25	60	11.44	-	-	-	-	-	-	-	-	-
76	471.1	461	100	30	56	17.26	135	30	63	25.63	160	40	75	37.19	-
95	586.2	576.2	100	30	65	23.83	135	30	70	39.24	-	-	-	-	-
114	700.9	691.36	100	30	65	0A	135	30	70	-	-	-	-	-	-

## 16B-1-2-3 Sprocket

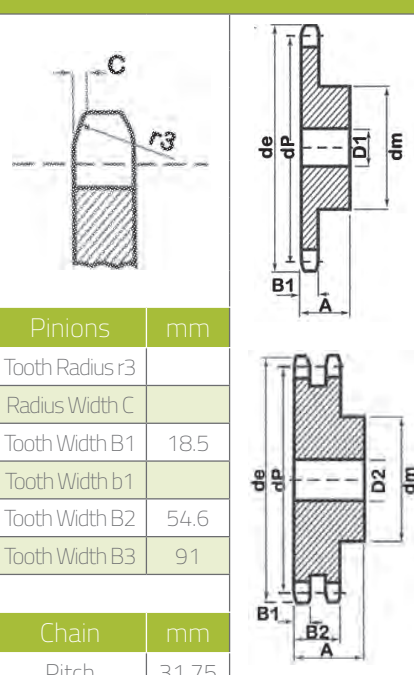


Pinions	mm
Tooth Radius r3	
Radius Width C	
Tooth Width B1	16.2
Tooth Width b1	
Tooth Width B2	47.7
Tooth Width B3	79.6
Chain	mm
Pitch	25.4
Inside	17
Roller ø	15.88

Teeth	de	dp	Simplex				Duplex				Triplex					
			dm	D1	A	App. Kg	dm	D2	A	App. Kg	dm	D3	A	App. Kg		
8	77.9	66.37	42	16	35	0.95	-	-	-	-	-	-	-	-	-	-
9	85.8	74.27	50	16	35	1.20	50	20	65	0A	-	-	-	-	-	-
10	93.8	82.19	55	16	35	1.35	56	20	65	0A	56	20	95	-	-	-
11	101.7	90.14	61	16	40	1.45	64	20	70	1.82	-	-	-	-	-	-
12	109.7	98.14	69	16	40	1.82	72	20	70	2.36	-	-	-	-	-	-
13	117.7	106.1	78	16	40	1.94	80	20	70	1.95	80	25	100	4.13	-	-
14	125.7	114.2	84	16	40	2.09	88	20	70	3.5	-	-	-	-	-	-
15	133.7	122.2	92	16	40	2.59	96	20	70	4.18	96	25	100	5.54	-	-
16	141.8	130.2	100	20	45	3.00	104	25	70	5.22	-	-	-	-	-	-
17	149.8	138.2	100	20	45	3.18	112	25	70	5.99	112	25	100	8.07	-	-
18	157.8	146.3	100	20	45	3.77	120	25	70	6.81	-	-	-	-	-	-
19	165.9	154.4	100	20	45	3.86	128	25	70	7.71	128	25	100	10.89	-	-
20	173.9	162.4	100	20	45	4.09	130	25	70	8.26	-	-	-	-	-	-
21	182	170.4	110	20	50	4.54	130	25	70	8.85	130	25	100	13.61	-	-
22	190.1	178.5	110	20	50	5.00	130	25	70	9.53	-	-	-	-	-	-
23	198.1	186.5	110	20	50	5.08	130	25	70	10.43	130	25	100	14.97	-	-
24	206.2	194.6	110	20	50	5.54	130	25	70	11.44	-	-	-	-	-	-
25	214.2	202.7	110	20	50	5.76	130	25	70	12.47	130	25	100	17.70	-	-
26	222.3	210.7	120	20	50	7.03	130	25	70	13.62	-	-	-	-	-	-
27	230.4	218.8	120	20	50	7.53	130	25	70	14.75	130	30	100	21.57	-	-
28	238.4	226.9	120	20	50	7.58	130	25	70	15.89	-	-	-	-	-	-
29	246.5	234.9	120	20	50	7.94	130	25	70	17.02	-	-	-	-	-	-
30	254.6	243	120	20	50	8.26	130	25	70	18.16	130	30	100	26.33	-	-
31	262.6	251.1	120	25	50	8.62	-	-	-	-	-	-	-	-	-	-
32	270.7	259.1	120	25	50	8.98	-	-	-	-	-	-	-	-	-	-
33	278.8	267.2	120	25	50	9.33	-	-	-	-	-	-	-	-	-	-
34	286.9	275.3	120	25	50	9.69	-	-	-	-	-	-	-	-	-	-
35	294.9	283.4	120	25	50	10.05	-	-	-	-	-	-	-	-	-	-
36	303	291.4	120	25	50	10.41	-	-	-	-	-	-	-	-	-	-
37	311.1	299.5	120	25	50	10.78	-	-	-	-	-	-	-	-	-	-
38	319.2	307.6	120	25	50	11.12	140	25	70	29.60	140	30	100	41.45	-	-
39	327.2	315.7	120	25	50	11.48	-	-	-	-	-	-	-	-	-	-
40	335.3	323.4	120	25	50	11.83	-	-	-	-	-	-	-	-	-	-
45	377.9	364.1	125	30	70	13.62	150	40	75	34.35	160	45	100	45.00	-	-
57	474.9	461.1	125	30	70	22.16	170	40	90	38.18	165	45	100	51.35	-	-
76	628.4	614.7	140	35	80	39.24	175	40	95	68.11	200	45	110	77.11	-	-
95	782	768.2	140	40	80	57.12	-	-	-	-	-	-	-	-	-	-
114	935.6	921.8	140	30	80	75.00	-	-	-	-	-	-	-	-	-	-

"Why compete against your supplier when you can be our partner"

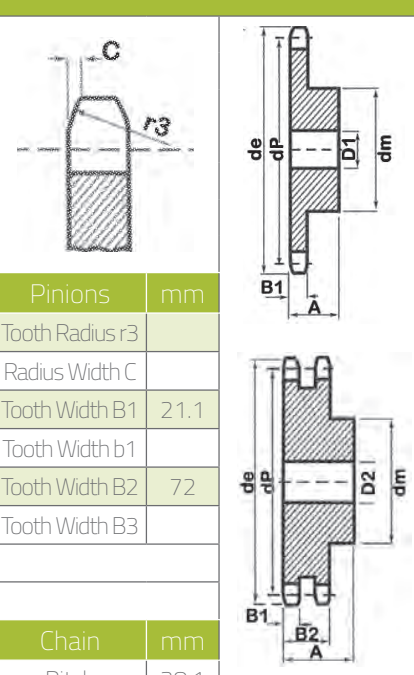
20B-1-2 Sprocket		Teeth	de	dp	Simplex			Duplex				
					dm	D1	A	App. Kg	dm	D2	A	App. Kg
		9	106.5	92.84	63	20	40	1.45	-	-	-	-
		10	117	102.7	70	20	40	1.86	-	-	-	-
		11	127	112.7	77	20	45	2.40	80	25	80	3.67
		12	137	122.7	88	20	45	2.95	90	25	80	OA
		13	147.5	132.7	98	20	45	3.00	100	25	80	5.53
		14	157.6	142.7	108	20	45	3.40	110	25	80	6.62
		15	167.6	152.7	118	20	45	4.31	120	25	80	7.76
		16	177.7	162.8	120	25	50	4.63	120	30	80	OA
		17	187.8	172.8	120	25	50	4.99	120	30	80	10.44
		18	197.8	182.9	120	25	50	5.44	120	30	80	OA
		19	207.9	192.9	120	25	50	5.9	120	30	80	12.92
		20	217.9	203	120	25	50	6.35	120	30	80	OA
		21	228	213	140	30	55	7.03	140	30	80	16.55
		22	238.1	223.1	140	30	55	7.71	140	30	80	OA
		23	248.2	233.2	140	30	55	8.16	140	30	80	19.05
		24	258.3	243.2	140	30	55	8.62	140	30	80	OA
		25	268.4	253.3	140	30	55	9.07	140	30	80	21.77
		26	278.4	263.4	150	30	55	9.53	150	30	80	OA
		27	288.5	273.5	150	30	55	10.43	150	30	80	24.97
		28	299	283.6	150	30	55	11.34	150	30	80	OA
		29	308.8	293.6	150	30	55	OA	150	30	80	OA
		30	319	303.8	150	30	55	12.02	150	30	80	OA



Pinions	mm
Tooth Radius r3	
Radius Width C	
Tooth Width B1	18.5
Tooth Width b1	
Tooth Width B2	54.6
Tooth Width B3	91

Chain	mm
Pitch	31.75
Inside	19.56
Roller ø	19.05

24B-1-2 Sprocket		Teeth	de	dp	Simplex			Duplex				
					dm	D1	A	App. Kg	dm	D2	A	App. Kg
		9	125	111.4	70	25	95	2.02	-	-	-	-
		10	137	123.3	80	25	95	2.61	-	-	-	-
		11	149	135.2	90	25	100	3.77	90	25	100	6.50
		12	161	147.2	102	25	100	4.77	102	25	100	OA
		13	173	159.2	114	25	100	5.91	114	25	100	9.92
		14	185	171.2	128	25	100	6.68	128	25	100	11.98
		15	197	183.3	132	25	100	7.49	132	25	100	14.13
		16	209	195.3	136	30	100	9.08	136	30	100	16.35
		17	221	207.3	136	30	100	9.76	136	30	100	17.85
		18	233	219.4	160	30	100	10.49	160	30	100	20.35
		19	245.5	231.5	160	30	100	11.21	160	30	100	22.56
		20	257.5	243.6	160	30	100	12.26	160	30	100	24.78
		21	270.5	255.7	160	30	100	13.38	160	30	100	26.99
		22	282.5	267.7	160	30	100	13.67	160	30	100	29.74
		23	294.5	279.8	160	30	100	14.74	160	30	100	OA
		24	307	292	160	30	100	OA	160	30	100	OA
		25	319	304	160	30	100	16.38	160	30	100	OA
		26	331	317	160	30	100	OA	160	30	100	OA
		27	343	328	160	30	100	OA	160	30	100	OA
		28	355	340	160	30	100	OA	160	30	100	OA
		29	367	352	160	30	100	OA	160	30	100	OA
		30	379	365	160	30	100	OA	160	30	100	OA



Pinions	mm
Tooth Radius r3	
Radius Width C	
Tooth Width B1	21.1
Tooth Width b1	
Tooth Width B2	72
Tooth Width B3	

Chain	mm
Pitch	38.1
Inside	25.4
Roller ø	25.4