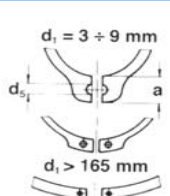
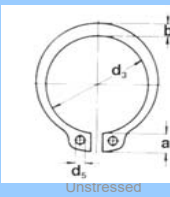
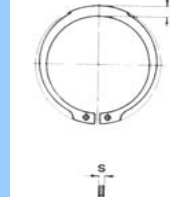
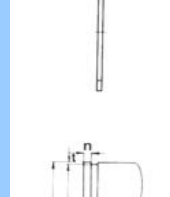
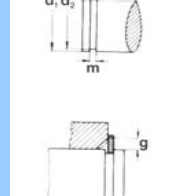


D1460

Heavy Duty - Circlips For Shafts - DIN 471

Data Chart	Reference Number	Nominal Diameter (d ₁)	Circlip Dimensions								Groove Dimensions			Supplementary Data		
			Thickness (s)	Tolerance	Unstressed Diameter (d ₃)	Tolerance	Lug (a) max	Beam (b) ≈	Lug Hole (d ₅) min	Weight Kg/1,000	Groove Diameter (d ₂)	Tolerance	Groove Width (m)	Radial Depth of Groove (t)	Shoulder Length (n)	Pliers
 <p>$d_1 = 3 \div 9 \text{ mm}$</p>	D1460-0120	12	1.50	-0.06	11.0	+0.10 -0.36	3.4	1.8	1.7	0.75	11.5	-0.11	1.60	0.25	0.7	HA 1
	D1460-0150	15	1.50	-0.06	13.8	+0.10 -0.36	4.8	2.4	2.0	1.20	14.3	-0.11	1.60	0.35	0.7	HA 1
 <p>$d_1 > 165 \text{ mm}$</p> <p>Manufacturer's Choice</p>	D1460-0160	16	1.50	-0.06	14.7	+0.10 -0.36	5.0	2.5	2.0	1.20	15.2	-0.11	1.60	0.40	1.2	HA 1
	D1460-0170	17	1.50	-0.06	15.7	+0.10 -0.36	5.0	2.6	2.0	1.24	16.2	-0.11	1.60	0.40	1.5	HA 1
	D1460-0180	18	1.50	-0.06	16.5	+0.10 -0.36	5.1	2.7	2.0	1.54	17.0	-0.11	1.60	0.50	1.8	HA 2
	D1460-0190	19	1.50	-0.06	17.5	+0.21 -0.42	5.1	2.7	2.0	1.45	18.0	-0.11	1.60	0.50	1.8	HA 2
	D1460-0200	20	1.75	-0.06	18.5	+0.21 -0.42	5.5	3.0	2.0	2.25	19.0	-0.13	1.85	0.50	1.6	HA 2
	D1460-0220	22	1.75	-0.06	20.5	+0.21 -0.42	6.0	3.1	2.0	2.30	21.0	-0.21	1.85	0.50	1.5	HA 2
	D1460-0240	24	1.75	-0.06	22.2	+0.21 -0.42	6.3	3.2	2.0	2.70	22.9	-0.21	1.85	0.55	1.9	HA 2
	D1460-0250	25	2.00	-0.07	23.2	+0.21 -0.42	6.4	3.4	2.0	3.35	23.9	-0.21	2.15	0.55	1.9	HA 2
	D1460-0260	26	2.00	-0.07	23.6	+0.21 -0.42	6.6	3.3	2.0	3.65	24.4	-0.21	2.15	0.80	2.4	HA 2
	D1460-0270	27	2.00	-0.07	24.7	+0.21 -0.42	6.6	3.4	2.0	3.85	25.5	-0.21	2.15	0.75	2.3	HA 2
 <p>Unstressed</p>	D1460-0280	28	2.00	-0.07	25.9	+0.21 -0.42	6.5	3.5	2.0	3.90	26.6	-0.21	2.15	0.70	2.1	HA 2
	D1460-0290	29	2.00	-0.07	26.9	+0.21 -0.42	6.5	3.8	2.0	4.30	27.6	-0.21	2.15	0.70	2.1	HA 2
	D1460-0300	30	2.00	-0.07	27.9	+0.21 -0.42	6.5	4.1	2.0	5.00	28.6	-0.21	2.15	0.70	2.1	HA 2
	D1460-0320	32	2.00	-0.07	29.6	+0.25 -0.50	6.5	4.1	2.5	5.40	30.3	-0.21	2.15	0.85	2.5	HA 2
	D1460-0340	34	2.50	-0.07	31.5	+0.25 -0.50	6.6	4.2	2.5	6.80	32.3	-0.25	2.65	0.85	2.8	HA 3
	D1460-0350	35	2.50	-0.07	32.2	+0.25 -0.50	6.7	4.2	2.5	7.10	33.0	-0.25	2.65	1.00	3.0	HA 3
	D1460-0360	36	2.50	-0.07	33.2	+0.25 -0.50	6.7	4.2	2.5	7.50	34.0	-0.25	2.65	1.00	3.3	HA 3
	D1460-0380	38	2.50	-0.07	35.2	+0.25 -0.50	6.8	4.3	2.5	8.00	36.0	-0.25	2.65	1.00	3.3	HA 3
	D1460-0400	40	2.50	-0.07	36.5	+0.39 -0.90	7.0	4.4	2.5	8.20	37.5	-0.25	2.65	1.25	3.8	HA 3
	D1460-0420	42	2.50	-0.07	38.5	+0.39 -0.90	7.2	4.5	2.5	9.60	39.5	-0.25	2.65	1.25	3.8	HA 3
	D1460-0440	44	2.50	-0.07	40.5	+0.39 -0.90	7.2	4.5	2.5	10.40	41.5	-0.25	2.65	1.25	3.8	HA 3
	D1460-0450	45	2.50	-0.07	41.5	+0.39 -0.90	7.5	4.7	2.5	10.80	42.5	-0.25	2.65	1.25	3.8	HA 3
	D1460-0480	48	2.50	-0.07	44.5	+0.39 -0.90	7.8	5.0	2.5	12.20	45.5	-0.25	2.65	1.25	3.8	HA 3
	D1460-0500	50	3.00	-0.08	45.8	+0.39 -0.90	8.0	5.1	2.5	14.80	47.0	-0.25	3.15	1.50	4.5	HA 3
	D1460-0520	52	3.00	-0.08	47.8	+0.39 -0.90	8.2	5.2	2.5	15.40	49.0	-0.25	3.15	1.50	4.5	HA 3
	D1460-0550	55	3.00	-0.08	50.8	+0.46 -1.10	8.5	5.4	2.5	17.00	52.0	-0.30	3.15	1.50	4.5	HA 3
	D1460-0580	58	3.00	-0.08	53.8	+0.46 -1.10	8.8	5.6	2.5	19.40	55.0	-0.30	3.15	1.50	4.5	HA 3
	D1460-0600	60	3.00	-0.08	55.8	+0.46 -1.10	9.0	5.8	2.5	20.00	57.0	-0.30	3.15	1.50	4.5	HA 3
	D1460-0650	65	4.00	-0.10	60.8	+0.46 -1.10	9.3	6.3	3.0	31.00	62.0	-0.30	4.15	1.50	4.5	HA 3
	D1460-0700	70	4.00	-0.10	65.5	+0.46 -1.10	9.5	6.6	3.0	32.20	67.0	-0.30	4.15	1.50	4.5	HA 3
	D1460-0750	75	4.00	-0.10	70.5	+0.46 -1.10	9.7	7.0	3.0	39.80	72.0	-0.30	4.15	1.50	4.5	HA 3
	D1460-0800	80	4.00	-0.10	74.5	+0.46 -1.10	9.8	7.4	3.0	42.40	76.5	-0.30	4.15	1.75	5.3	HA 3
	D1460-0850	85	4.00	-0.10	79.5	+0.46 -1.10	10.0	7.8	3.5	47.00	81.5	-0.35	4.15	1.75	5.3	HA 4
	D1460-0900	90	4.00	-0.10	84.5	+0.54 -1.30	10.2	8.2	3.5	55.60	86.5	-0.35	4.15	1.75	5.3	HA 4
	D1460-0950	95	4.00	-0.10	89.5	+0.54 -1.30	10.2	8.6	3.5	61.20	91.5	-0.35	4.15	1.75	5.3	HA 4
	D1460-1000	100	4.00	-0.10	94.5	+0.54 -1.30	10.5	9.0	3.5	72.00	96.5	-0.35	4.15	1.75	5.3	HA 4